



Public Health
Prevent. Promote. Protect.

North Central Public Health District
"Caring For Our Communities"

North Central Public Health District Board Executive Committee Meeting

April 12, 2016
3:00PM
Meeting Room @ NCPHD

AGENDA -

1. **Minutes**
 - a. Approve from March 14, 2016 meeting.
 - b. Set Next Meeting Date (May 10, 2016)
2. **Additions to the Agenda**
3. **Public Comment**
4. **Unfinished Business**
 - a. Budget Direction
 - b. QIM Funds Update
 - c. EOCCO Funding Update
5. **New Business**
 - a. 3rd Quarter Fiscal Report
 - b. Review of A/P checks issued (March 2016)
 - c. Contracts
 - CCO QIM Funds Agreement
 - OHA Agreement 148025-3
 - d. Director's Report

Note: This agenda is subject to last minute changes.

Meetings are ADA accessible. If special accommodations are needed please contact NCPHD in advance at (541) 506-2626. TDD 1-800-735-2900. NCPHD does not discriminate against individuals with disabilities.

If necessary, an Executive Session may be held in accordance with: ORS 192.660 (2) (d) Labor Negotiations; ORS 192.660 (2) (h) Legal Rights; ORS 192.660 (2) (e) Property; ORS 192.660 (2) (i) Personnel



Public Health
Prevent. Promote. Protect.

NORTH CENTRAL PUBLIC HEALTH DISTRICT

“Caring For Our Communities”

419 East Seventh Street
The Dalles, OR 97058-2676
541-506-2600
www.ncphd.org

**North Central Public Health District
Board of Health
Executive Committee
Meeting Minutes
March 14, 2016 (10:00am)**

In Attendance: Commissioner Mike Smith – Sherman County and Commissioner Scott Hege – Wasco County

Staff Present: Teri Thalhofer, RN BSN – Director NCPHD;

Guests Present: Marti Dane – Six Rivers Mediation

Minutes taken by Gloria Perry

Meeting called to order on March 14, 2016 at 10:00am by Commissioner Mike Smith.

ACTION STEPS AGREED UPON

- ✓ Teri will send to Commissioner Hege the following documents by end of day today:
 - Past budget documents
 - Community Health Assessment report
 - Public Health 101 presentation
- ✓ Commissioner Hege will send a meeting request to Kathi Hall to meet sometime next week to discuss questions he has regarding the budget.
- ✓ Commissioner Hege will reach out to Molly Rogers to ask that she meet with Teri regarding CCO updates.

WELCOME & INTRODUCTIONS

1. NEW BUSINESS

- a. Facilitate communication around budget direction for FY 2016-17.
 - Topics discussed:
 - ✓ Zero based budget
 - Commissioner Hege would like to start with a zero based budget and add from there.
 - ✓ Increase in medical and liability costs
 - These are non-negotiable costs.

- Health savings account
 - i. Would need to be discussed with our provider CIS. Too late in the budget process for FY 16-17.
- ✓ Definition of what current service level means.
 - Current service level means what we are today with the 19.8 FTE we currently have.
- ✓ Difference in pay for NCPHD PH nurses compared to school nurses working at MCMC
 - 35% difference between highest step at NCPHD & the lowest step at MCMC.
- ✓ \$90,000 QIM payment / CCO
 - Discussed CCO's contribution
- ✓ Braiding and blending of funds
 - Teri explained how this applies to public health funds
- ✓ Modernization of public health
- ✓ What are the statutory requirements and what are we doing outside of that.
 - Commissioner Hege would like to know what the statutory requirements are, how much it will cost for us to do that with the funding received from the State and if, and what the shortfall is.
- ✓ Community Health Assessment report
 - Initially done by NCPHD, then 3 years ago NCPHD participated with the CCO's community health assessment.
 - This is a tool that is used by several entities to determine the level of need in the community.
- ✓ Access in the community / Coordination of health care system in our community
 - Discussed access at MCMC and One Community Health.
- ✓ Budget philosophy
- ✓ Better communication with partners

Meeting adjourned at 11:51AM

Commissioner Michael Smith, Chair

Date

BUDGET CALENDAR FOR 2016/2017 BUDGET

1. Budget meetings with program managers – **02/16 – 3/3**
2. First draft of budget will be put together between **3/8 - 3/10** by Kathi.
3. Budget Team (Teri & Kathi) will meet as needed to balance budget.
4. Complete second draft done **3/15 - 3/17**
5. Send draft budget request amounts to Counties – **3/18**
6. 1st notice of Budget Committee Meeting to paper by Mon. **3/28** for publication Thurs. **3/31**
(17 days prior to budget committee meeting)
7. 2nd notice of Budget Committee Meeting to paper by Mon. **4/4** for publication Thurs. **4/7**
(10 days prior to budget committee meeting)
8. Complete final Proposed Budget Document (week prior to Budget Distribution)
9. Compile Budget Document for distribution (week prior to Budget Distribution)
10. Executive Committee reviews and makes recommendations to budget – **4/12**
11. Budget Document to be distributed to Budget Committee week of **April 12**.
12. Budget Committee Session - **4/18**
 - Receive Budget Message
 - Review Proposed Budget
 - Approve Budget
13. Legal Notice of Budget Hearing to paper by **5/23** for publication **5/26**.
(18 days prior to Budget Hearing)
14. Hold Budget Hearing (Governing Body) and Adopt Budget at **June 14** board meeting.

County Contribution Summary (2)
2015 Actual 2016 Budgeted

Sherman County	97,194	102,054	
Gilliam County	98,656	103,589	
Wasco County	376,000	314,014	-61,986
Total Gilliam, Sherman, & Wasco Co.	571,850	519,657	

Program Support:	Description	Co support	2016 Budgeted	2015 Actual	Beg bal	Budgeted
7141	Septic Systems	Site evals, repair & construction permits				38,000
7141	Vital Records	Birth & Death certified copies				26,000
7141	Schools	School Nursing				9,600
7141	Admin	Director, Health Officers, Supervisors, Admin staff, mat & services				580,801
		beg bal			-149,021	-507,201
7142	WIC	Assessment, nutrition and health education and counseling, food vouchers, referrals, monthly classes		\$0	0	
7143	CAH - Imm Serv	Provide immunizations on a walk in basis		\$34,213	31,090	6%
7144	Women's Health	Exams, pregnancy testing & counseling, birth control info., etc.		\$47,043	42,749	8%
7145	State Support	Communicable & Sexually Transmitted Diseases exams & treatment: TB case monitoring		\$4,276	0	1%
7146	EH Services	Restaurant & facility inspections, Water system inspections		\$0	0	
7148	Perinatal	Home visits by PH nurse during pregnancy and after the birth		\$48,300	40,000	Medicaid Admin Claim local match
7149	PHEP & CD	Public Health Emergency Response; Communicable Disease Surveillance and response		\$0	0	
7152	Health Promotion	NCPHD is partnering with schools, community groups and families		\$0	0	
7153	Immun Special Pmt	Education about and administration of vaccines; public education; enforcement of school immunizations; technical assistance for healthcare providers who provide vaccinations.		\$0	0	
7154	Cacoon & CCN	Multidisciplinary team collaboration & home visiting for children and youth with special health needs.		\$0	0	
7155	Tobacco Ed & Prev	Reduce youth access to tobacco products; Create additional tobacco-free environments; Decrease advertising and promotion of tobacco products; Link to already existing cessation programs		\$0	0	
7156	Water	Sampling, monitoring, & tech. assist. for public water systems; TA for private water systems; water borne disease investigation!		\$0	0	
7158	Babies First	Case management for Babies First clients.		\$60,000	47,638	Targeted Case Mgmt local match
7159	OMC	Assists women in accessing early prenatal care and Oregon Health			0	
				\$571,568	\$519,657	\$0.00
				(diff. PR exp.)		
				payroll taxes for term employee paid by Wasco Co.		

County Contribution Summary (2)

e

FUND 201		BUD 2015	Actuals 2015	County contribution distribution	Program Revenue	Restricted Revenue	Unrestricted Revenue	Net Totals
1201 NON-DEPARTMENTAL								
INTEREST EARNED		1000	1,201				1,201	
7141 PUBLIC HEALTH								
State		10,400	13,000			13,000		
Federal		0	0			0		
Total		97,194	97,194				97,194	
^{\$571,568} Sherman County		98,656	98,656				98,656	
Gilliam County		376,222	375,717.80				375,718	
Wasco County		81,547	88,522		88,522			
All Other (Program Fees, PR Reimb., Misc.)		91,947	101,522					
Total Program Revenue (excludes county funding)		559,340	479,258					
Total Expenditures		(467,393)	(377,736)					(377,736) (County Contribution)
5 programs/services - 3 mandated								
Vital records, Sewage disposal, Construction permits								
(Co. Support for Onsite prog. \$16,041, Vital Records \$1501)								
Total GF Support (Director, Health Officers, Management, Admin staff, materials & services)				\$377,736				
7142 WIC								
State			0			0		
Federal		173,808.00	165,716			165,716		
All Other			1,843		1,843			
Total Revenue		173,808.00	167,559					
Total Expenditures		166,909.68	187,275					
(Diet. Serv \$2275; Cost Alloc \$11,737; Off Sup \$2380 - over budget)		6,898	(19,717)					(19,717) (MAC)
1 mandated service								
Women, Infants and Children Nutrition Program								
Co. Support (.14 FTE Dir \$14,223)				\$0				
7143 CAH								
State		8,786	19,893			19,893		
Federal		29,730	26,692			26,692		
All Other		45,000	14,983		14,983			
Total Revenue		83,516	61,568					
Total Expenditures		123,805	121,975					
(Cost Alloc adjusted; soft. maint transferred from 7148)		(40,289)	(60,407)					(60,407) (Co Cont, CMS, MAC)
3 programs/services - 2 mandated:								
Immunizations, Home visits			40%					
Co. Support (.04 FTE Dir \$4064)				\$34,213				

	BUD 2015	Actuals 2015	County contribution distribution	Program Revenue	Restricted Revenue	Unrestricted Revenue	Net Totals
FUND 201							
7144 WOMEN'S HEALTH							
State	45,000	198,328			198,328		
Federal	38,530	56,135			56,135		
All Other	225,595	53,671		53,671			
Total Revenue	309,125	308,134					
Total Expenditures	<u>372,028</u>	<u>390,411</u>					
(Cost Alloc adjusted; soft. maint transferred from 7148)	(62,903)	(82,277)					(82,277) (Co Cont, CMS, MAC)
2 programs/services - 2 mandated: Family Planning, Breast & Cervical Cancer		55%					
Co. Support (.17 FTE Dir \$17,271)			\$47,043				
7145 STATE SUPPORT							
State	33,800	36,632			36,632		
Federal	308	494			494		
All Other	13,600	6,653		6,653			
Total Revenue	47,708	43,779					
Total Expenditures	<u>47,170</u>	<u>49,118</u>					
(Cost Alloc adjusted; soft. maint transferred from 7148)	538	(5,339)					(5,339) (Co Contr & CMS)
3 programs/services - 3 mandated: Exams & treatment for Sexually Transmitted disease, Communicable Disease, Tuberculosis		5%					
Co. Support (.02 FTE Dir \$2032)			\$4,276				
7146 ENVIRONMENTAL HEALTH							
State	0	0			0		
Federal	0	0			0		
All Other	94,300	103,228		103,228			
Total Revenue	94,300	103,228					
Total Expenditures	<u>68,314</u>	<u>96,904</u>					
	25,986	6,324					6,324
4 programs/services - 4 mandated Food Handlers, temporary food licenses, child care inspections, licensed facilities inspections							
Co. Support (.04 FTE Dir \$4064)			\$0				
7148 PERINATAL							
State	4,682	2,341			2,341		
Federal	17,000	10,841			10,841		
All Other	73,000	111,829				111,829	
Total Revenue	94,682	173,311					
Total Expenditures	<u>80,245</u>	<u>82,478</u>					
(Medicaid Adm. Claiming)	14,437	90,833					90,833
3 programs/services - 2 mandated Maternity Case Management, home visiting, Home Visiting Network							
Co. Support (.01 FTE Dir \$1016) MAC match			\$48,300				

	BUD 2015	Actuals 2015	County contribution distribution	Program Revenue	Restricted Revenue	Unrestricted Revenue	Net Totals
FUND 201							
7149 BIOTERRORISM							
State	3,500	3,500			3,500		
Federal	156,474	156,522			156,522		
All Other	0	0					
Total Revenue	159,974	160,022					
Total Expenditures	167,928	160,220					
(balance is MRC)	(7,954)	(198)					(198)
3 programs/services - 1 mandated							
Public Health Emergency Preparedness							
Co. Support (.06 FTE Dir \$6095)			\$0				
7152 HEALTH PROMOTION							
Grant Funding	44,486	36,147			36,147		
Federal	0	0			0		
All Other	0	0					
Total Revenue	44,486	36,147					
Total Expenditures	44,399	46,348					
(EOCCO pmt \$8446.30 on 7/1/15; HWC grant pd in 2014, exp in 2015)	87	(10,201)					(10,201) (Grant)
Not mandated							
Co. support - none							
7153 IMMUNIZATION SPECIAL PAYMENT							
State	8,909	8,971			8,971		
Federal	9,509	8,971			8,971		
All Other	0	0					
Total Revenue	18,418	17,941					
Total Expenditures	15,701	17,941					
	2,717	0					0
1 mandated program/service							
Immunizations and vaccine tracking							
Co. Support (.01 FTE Dir \$1016)			\$0				
7154 CACOON & CCN							
State	23,800	54,341			54,341		
Federal	0	0			0		
All Other	0	200		200			
Total Revenue	23,800	54,541					
Total Expenditures	32,042	30,335					
(Now tracking Cacoon TCM in 7154)	(8,242)	24,206					24,206
2 program/services, 1 mandated							
Care Coordination of children with special health needs							
Co. Support (.02 FTE Dir \$2032)			\$0				

		BUD	Actuals	County	Program	Restricted	Unrestricted	Net Totals
FUND 201		2015	2015	contribution	Revenue	Revenue	Revenue	
				distribution				
7155	TOBACCO							
	State	132,266	0			0		
	Federal	0	0			0		
	All Other	0	93,666			93,666		
	Total Revenue	132,266	93,666					
	Total Expenditures	145,374	94,250					
		(13,108)	(584)					(584)
	1 mandated program/service							
	Tobacco Prevention & Education							
	Co. Support (.05 FTE Dir \$5080)			\$0				
7156	Water							
	State	13,488	17,394			17,394		
	Federal	28,696	24,789			24,789		
	All Other	0	0					
	Total Revenue	42,184	42,183					
	Total Expenditures	44,254	40,669					
		(2,070)	1,514					1,514
	1 mandated program/service							
	Monitoring Water Systems							
	Co. Support (.01 FTE Dir \$1016)			\$0				
7158	BABIES FIRST							
	State	85,825	194,577			194,577		
	Federal	0	0			0		
	All Other	0						
	Total Revenue	85,825	254,577					
	Total Expenditures	142,997	181,296					
	(Targeted Case Management - includes 2014 fees)	(57,172)	73,281					73,281
	1 mandated program/service							
	Case Management for infants with health risks							
	Co. Support (.08 FTE Dir \$8127) TCM Match			\$60,000				
7159	OREGON MOTHERS CARE							
	State	0	2,034			2,034		
	Federal	8,701	6,104			6,104		
	All Other	0	0					
	Total Revenue	8,701	8,138					
	Total Expenditures	12,552	13,286					
		(3,851)	(5,148)					(5,148) (MAC)
	Not mandated							
	Assist eligible pregnant women with Oregon Health Plan							
	Co. Support (.01 FTE Dir \$1016)			\$0				
7500	DEQ PASS THROUGH							
	State	0	0					
	Federal	0	0					
	All Other	3,900	12,000			12,000		
	Total Revenue	3,900	12,000					
	Total Expenditures	3,900	12,000					
		0	0					
	Not mandated							

		BUD	Actuals	County	Program	Restricted	Unrestricted	Net Totals
		2015	2015	contribution	Revenue	Revenue	Revenue	
				distribution				
7207	FUND 201							
	HOUSEHOLD HAZARDOUS WASTE							
	State	0	7,500			7,500		
	Federal	0	0			0		
	Local	7,200	7,200		\$7,200			
	All Other	304,000	167,733		167,733			
	Total Revenue	311,200	182,433					
	Total Expenditures	479,739	267,563					
	Carryover from 2014 \$84,679.07 not mandated	(168,539)	(85,130)					
	Collection & disposal of hazardous materials							
	Co. Support (.19 FTE Dir, .10 FTE Bus Mgr, .23 FTE EH Supr)			\$0				
	Totals		673,090	\$571,568	\$444,033	\$1,156,587	\$684,598	\$2,285,218.48
					19%	51%	30%	

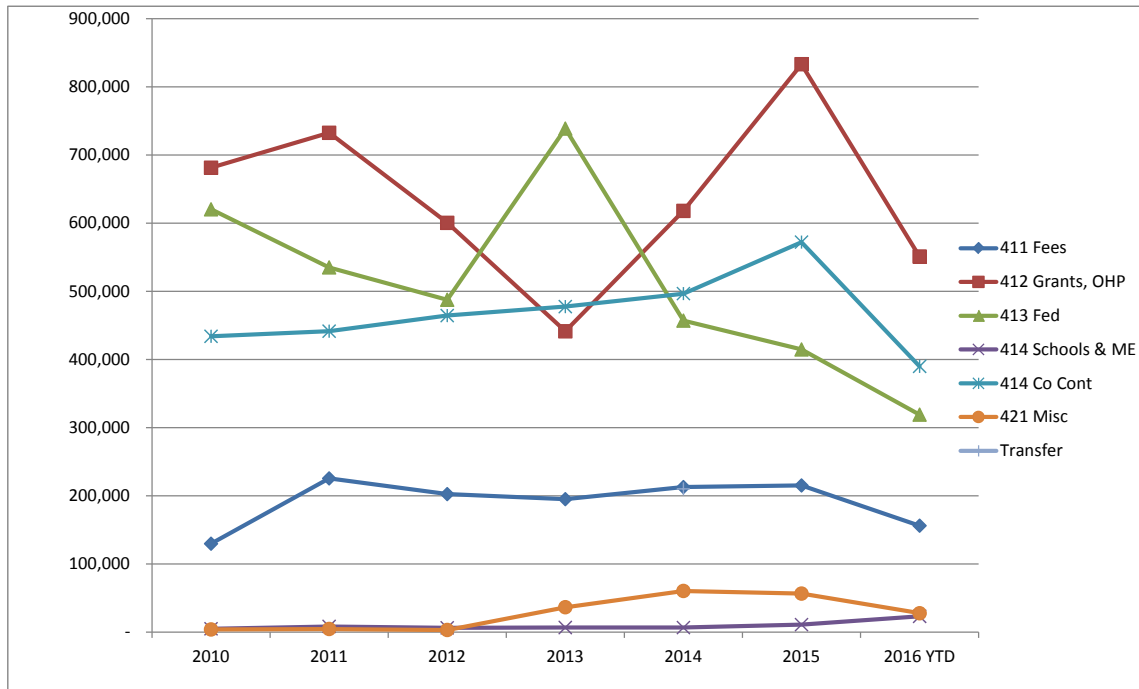
- 411 Licenses Fees & Permits
- 412 Intergov't Rev-Non Single Audit
OHA state Funds, CCARE, OHP, Grants
- 413 Intergov't Rev-Single Audit
OHA Fed Funds, Fed. Grants
- 414 Charges for Services
Schools
- 414 CC Charges for Services
County Contributions
- 421 Miscellaneous
Misc., Payroll Reimbursement
- 450 Transfers In
Wasco County Transf

Actual Revenue by Category by Year

Through 3/31

CCARE	208,989	186,734	163,711	157,058	133,782	101,023	38,853
-------	---------	---------	---------	---------	---------	---------	--------

	2010	2011	2012	2013	2014	2015	2016 YTD	2016 variance
411 Fees	129,618	225,400	202,353	194,945	212,699	215,056	156,022	69% 71,578
412 Grants, OHP	681,149	732,403	600,300	441,211	617,849	833,034	550,917	100% (2,249) Targeted Case Management is at 120% of budget
413 Fed	620,173	534,973	487,495	738,612	456,914	414,594	318,983	56% 251,948
414 Schools & ME	4,848	8,208	6,256	6,640	6,560	10,895	22,967	239% (13,367) ME services began in Spring 2015
414 Co Cont	433,846	441,382	464,318	477,480	496,519	572,072	389,732	75% 129,925
421 Misc	3,821	4,523	3,066	36,458	60,307	56,438	27,575	51% 26,415 Hood River PR Reimb. for NP
Transfer					210,000			
Total	1,873,454.78	1,948,899.48	1,765,800.42	1,897,358.20	2,062,861.56	2,104,103.34		



2015 412 TCM revenue \$117,150 higher than 2014 amt.
 2015 412 OHA ran out of fed funds, pd grants with other funds
 2015 412 recvd 21,000 Health Promotion grants
 2015 412 Medicaid Match \$16,828 higher than 2014 amt.

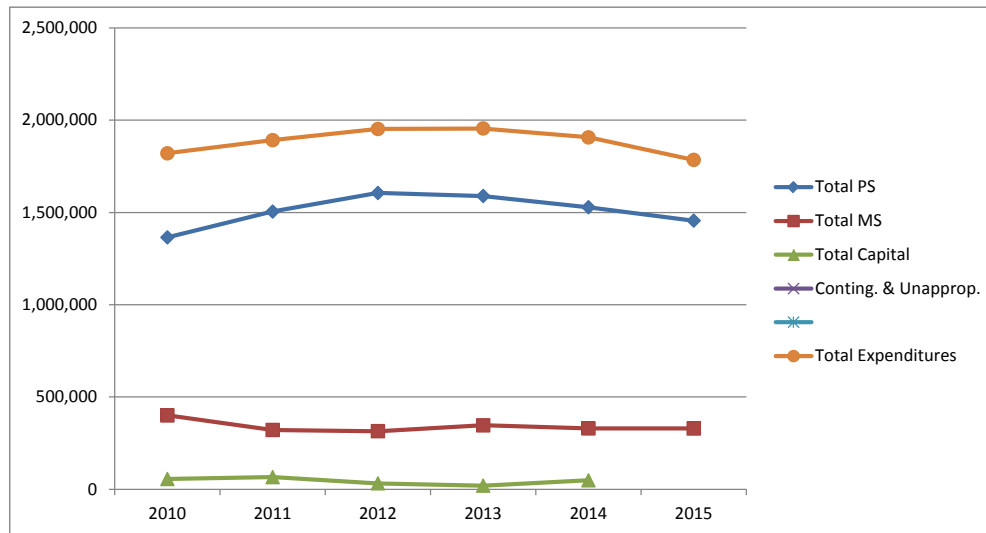
2013 Fed rcvd \$17,500 Alert grant
 2013 Fed rcvd \$42,500 CMS E H R incentive funds

2016 CCARE funds transferred to 412 (not federal funds)

421 Payroll Reimb.

	2010	2011	2012	2013	2014	2015
Total Revenue	1,566,528	1,664,979	1,765,534	1,895,345	2,060,848	1,829,315
Actual Expenditures by Category by Year						
	2010	2011	2012	2013	2014	2015
Total PS	1,364,890	1,504,635	1,605,366	1,589,192	1,528,399	1,455,607
Total MS	400,027	321,312	314,821	346,341	329,899	329,258
Total Capital	55,465	65,734	32,250	19,700	48,531	
Conting. & Unapprop.						
Total Expenditures	1,820,382	1,891,680	1,952,437	1,955,233	1,906,829	1,784,865
Revenue - Expenditures	-253,854	-226,702	-186,903	-59,888	154,019	44,450
					(incl Bal transfer)	(incl 62k TCM for 2014)
201 Beg Bal	413,987	469,833	523,624	335,733	277,461	222,586

(12/31/13 Wasco)



2010	2011	2012	2013	2014	2015	2016
26.2	26.8	28.2	27.2	25	25	19.8
added Gill Co.						
added 3.4 FTE						
.40 HHW Crd.	.60 HHW		HHW -.60			-1.0 HHW
+ HO .20						-.20 Dep HO
+ Nurs Supr			-.40 NP			+.20 HO
+.20 EH Spec				-1.0 EH Spec		-.80 NP
+.60 PHN		+.60 PHN		-.40 PHN		-1.40 PHN
+.60 Sec		+.80 FP Aide		-1.0 Off Spec		-1.0 Bill Clerk
+.40 WIC assist						-1.0 Off Spec.

moved .40 to HR

FTE reduction -5.2
PS reduction: \$157k

1201		Wasco	NCPHD	Total	BUD	Actual	BUD	YTD	Prct					
Adjusted Estimate	2013 Actual	Jul-Dec 2013	Jan - Jun 2014	2014	2015	2015	2016	3/31/2016	Rcvd					
400 BEGINNING FUND BALANCE		(Jul - Jan)												
400.201 BEG FUND BAL (2012 \$523,623.67)	335,732.69	277,461.33		0	243,483.00	222,586.00	257,948.00	342,765.00						(includes contingency & unappropriated)
Total BEGINNING FUND BALANCE	335,732.69	277,461.33		0.00	243,483.00	222,586.00	257,948.00	342,765.00						
417 INVESTMENT EARNINGS														
417.104 INTEREST EARNED	1,586.42	695.36	413.12	1,108.48	1,000.00	1,201.01	1,200.00	1,250.88						
421.250 SAIF DIVIDEND							0.00	934.00						
Total INVESTMENT EARNINGS	1,586.42	695.36	413.12	1,108.48	1,000.00	1,201.01	1,200.00	2,184.88						
Total NON-DEPARTMENTAL RESOURCES	337,319.11	278,156.69	413.12	1,108.48	244,483.00	223,787.01	259,148.00	344,949.88						
23														
7141 PUBLIC HEALTH														
411 LICENSES FEES & PERMITS														
411.167 SEWAGE SYSTEM FEES	24,316.00	15,560.00	21,308.00	36,868.00	30,000.00	34,182.00	38,000.00	23,620.40						
411.181 VITAL RECORDS FEES	21,855.00	12,840.00	15,170.00	28,010.00	26,000.00	27,200.00	26,000.00	23,000.00						
201.23.7141.411.189 DONATIONS			100.00	100.00	0.00		0.00	0.00						
Total LICENSES FEES & PERMITS	46,171.00	28,400.00	36,578.00	64,978.00	56,000.00	61,382.00	64,000.00	46,620.40						
413.846 OFFER TO RESTRUCTURE - #93.507	35,508.13	0.00	0.00	0.00										
Total INTERGOV'T REV - SINGLE AUDIT	35,508.13	0.00	0.00	0.00										
412 INTERGOV'T REV - NON SINGLE AUDIT														
412.641 STATE-HEALTHY START	10,400.00	0.00	9,750.00	9,750.00	10,400.00	13,000.00	0.00	6,500.00						Not included in 2016 budget
Total INTERGOV'T REV - NON SINGLE AUDIT	10,400.00	0.00	9,750.00	9,750.00	10,400.00	13,000.00								
414 CHARGES FOR SERVICES														
414.322 SCHOOLS CONT-PUB HEALTH	6,640.00	2,120.00	4,440.00	6,560.00	7,000.00	8,792.75	9,600.00	8,704.25						Incr. due to Dist 21 contract
414.323 SHERMAN CO-PUBLIC HEALTH	81,123.00	21,092.00	63,276.00	84,368.00	97,194.00	97,194.00	102,054.00	102,054.00						Incl. 4th qtr invoice
414.324 SHERMAN COUNTY - ME SERVICES							0.00	1,248.98						
414.360 GILLIAM CO-PUBLIC HEALTH	82,343.00	21,409.00	64,228.00	85,637.00	98,656.00	98,656.00	103,589.00	103,589.00						Incl. 4th qtr invoice
414.365 WASCO COUNTY			163,308.86	163,308.86	376,222.00	375,717.80	314,014.00	235,499.94						2015 Wasco Pd \$296.20 PR taxes for employee
414.366 WASCO COUNTY - ME SERVICES					0.00	2,102.10	0.00	14,619.16						
Total CHARGES FOR SERVICES	170,106.00	44,621.00	295,252.86	339,873.86	579,072.00	582,462.65	529,257.00	472,215.33						
421 MISCELLANEOUS														
421.241 MISC RECEIPTS	1,396.50		2,494.47	2,494.47	0.00	601.79	0.00	410.29						
421.245 PAYROLL REIMBURSEMENT		3,670.87	11,158.95	14,829.82	18,547.00	15,643.39	15,723.00	7,735.75						
Total MISCELLANEOUS	1,396.50	3,670.87	13,653.42	17,324.29	18,547.00	16,245.18	15,723.00	8,146.04						
450 TRANSFERS IN			(Bal fund transfer)											
450.101 TRANSFER FROM GENERAL FUND	314,014.00	163,041.30	210,163.84	373,205.14										Wasco 2015 amt in two line items
Total TRANSFERS IN	314,014.00	163,041.30	210,163.84	373,205.14										
Total PUBLIC HEALTH	577,595.63	239,733.17	565,398.12	805,131.29	664,019.00	673,089.83	608,980.00	533,481.77	77.83					

Adjusted Estimate	2013 Actual	Jul-Dec 2013	Jan - Jun 2014	2014	2015	2015	2016	3/31/2016	Rcvd					
7142 WIC														
413 INTERGOV'T REV - SINGLE AUDIT														
413.897 WIC GRANTS - #10.557	169,201.00	86,470.00	87,918.00	174,388.00	173,808.00	165,716.00	160,523.00	118,432.00						
413.926 WIC - #10.578	10,000.00	0.00	0.00	0.00	0.00	0.00	0.00	0.00						
Total INTERGOV'T REV - SINGLE AUDIT	179,201.00			174,388.00	173,808.00	165,716.00	160,523.00	118,432.00						
421 MISCELLANEOUS		0.00	0.00											
421.241 MISC RECEIPTS	2,571.63		0.00		0.00	1842.68	0.00	0.00						
Total MISCELLANEOUS	2,571.63				0.00	1842.68	0.00	0.00						
Total WIC	181,772.63	86,470.00	87,918.00	174,388.00	173,808.00	167,558.68	160,523.00	118,432.00	65.49					
7143 MCH - CAH														
411 LICENSES FEES & PERMITS														
411.151 IMMUNIZATION FEES	14,525.27	7,290.69	6,573.25	13,863.94	17,000.00	10,377.17	12,000.00	3,842.60						
411.164 NURSING SERVICE FEES (ocdc 2013 \$1800)	4,225.39	394.50	770.06	1,164.56	3,000.00	534.52	1,200.00	1,021.97						
411.188 IMMUNIZATION FEES - TPR	8,564.12	1,237.41	2,650.67	3,888.08	8,000.00	3,786.26	6,000.00	419.52						
Total LICENSES FEES & PERMITS	27,314.78	8,922.60	9,993.98	18,916.58	28,000.00	14,697.95	19,200.00	5,284.09						
412 INTERGOV'T REV - NON SINGLE AUDIT														
412.654 OHP IMM FEES	5,731.94	8,912.25	5,899.64	14,811.89	17,000.00	8,069.01	8,000.00	3,677.58						
201.23.7143.412.525 COIPA					0.00	284.86	0.00	0.00					Central OR Indep Practice Assoc	
201.23.7143.412.683 MCH - FLEXIBLE FUNDS STATE SPLIT					0.00	5,202.00	1,222.00	0.00						
201.23.7143.412.684 MCH - CAH STATE SPLIT					0.00	2,229.00	0.00	0.00						
201.23.7143.412.685 OREGON MOTHERS CARE STATE SPLIT					0.00	0.00	0.00	0.00						
412.688 MCH/CAH - GENERAL FUND	8,848.00	4,392.00	4,394.00	8,786.00	8,786.00	4,393.00	8,786.00	3,294.00						
201.23.7143.412.855 MCH TITLE V - FLEX FUNDS - #93.778					0.00	5,202.00	0.00	0.00						
201.23.7143.412.882 MCH-CAH GEN FUNDS - #93.778					0.00	4,393.00	0.00	2,928.00						
201.23.7143.412.903 MCH-TITLE V CAH - #93.778					0.00	2,229.00	0.00	0.00						
Total INTERGOV'T REV - NON SINGLE AUDIT	14,579.94	13,304.25	10,293.64	23,597.89	25,786.00	32,001.87	18,008.00	9,899.58						
413 INTERGOV'T REV - SINGLE AUDIT														
413.854 MCH CAH - GEN FUNDS - #93.994	29,951.00	14,862.00	14,864.00	29,726.00	20,808.00	10,404.00	20,808.00	18,436.00						
413.882 MCH TITLE V - FLEXIBLE FUNDS - #93.995							0.00	366.00						
413.902 MCH - TITLE V CAH - #93.994	12,842.00	6,372.00	6,373.00	12,745.00	8,922.00	4,464.00	8,922.00	7,898.00						
Total INTERGOV'T REV - SINGLE AUDIT	42,793.00	21,234.00	21,237.00	42,471.00	29,730.00	14,868.00	29,730.00	26,700.00						
421 MISCELLANEOUS					0.00	0.00	0.00	0.00						
Total MISCELLANEOUS	0.00	400.64	0.00	400.64	0.00	0.00	0.00	0.00						
Total MCH - CAH	84,687.72	43,861.49	41,524.62	85,386.11	83,516.00	61,567.82	66,938.00	41,883.67	54.26					

Adjusted Estimate	2013 Actual	Jul-Dec 2013	Jan - Jun 2014	2014	2015	2015	2016	3/31/2016	Rcvd						
7144 REPRODUCTIVE HEALTH															
411 LICENSES FEES & PERMITS															
411.138 FAMILY PLANNING FEES	4,362.79	1,598.32	2,367.69	3,966.01	5,000.00	3,762.98	5,000.00	223.72							
411.189 FAMILY PLANNING - DONATIONS	2,637.91	971.22	858.88	1,830.10	2,500.00	1,480.00	2,000.00	847.86							
411.190 FAMILY PLANNING - TPR	9,144.32	5,357.02	6,583.92	11,940.94	10,000.00	11,250.27	10,000.00	7,415.14							
411.193 BCCP FEES	3,104.66	374.69	98.73	473.42	1,000.00	676.60	500.00	0.00							
Total LICENSES FEES & PERMITS	19,249.68	8,301.25	9,909.22	18,210.47	18,500.00	17,169.85	17,500.00	8,486.72							
412 INTERGOV'T REV - NON SINGLE AUDIT															
412.104 FAMILY PLANNING - STATE GF	246.73	2,500.00	0.00		0.00	10,275.00	0.00	0.00							
412.649 OHP/OMAP FAM PLAN FEES	41,372.94	18,726.51	33,107.63	51,834.14	45,000.00	86,167.20	70,000.00	15,119.96							
201.23.7144.412.510 CCARE FEES					0.00	101,022.54	0.00	38,852.82							
201.23.7144.412.525 COIPA					0.00	863.16	3,713.00	0.00							Central OR Indep Practice Assoc
201.23.7144.412.865 FAMILY PLANNING - #93.217					0.00	8,000.00	0.00	0.00							
Total INTERGOV'T REV - NON SINGLE AUDIT	41,619.67	21,226.51	33,107.63	54,334.14	45,000.00	206,327.90	73,713.00	53,972.78							
413 INTERGOV'T REV - SINGLE AUDIT															
413.863 FAM PLAN - #93.217	41,368.00	13,514.00	13,269.00	26,783.00	26,289.00	39,365.00	39,372.00	25,437.00							
413.869 FPEP FEES - #93.778	157,058.18	79,076.43	54,705.34	133,781.77	170,000.00	0.00	100,000.00	0.00							Medicaid not federal funds
413.898 FAM PLAN - #93.994	11,796.00	3,024.00	3,034.00	6,058.00	4,241.00	8,770.00	8,760.00	7,773.00							
Total INTERGOV'T REV - SINGLE AUDIT	210,222.18	95,614.43	71,008.34	166,622.77	200,530.00	48,135.00	148,132.00	33,210.00							
421 MISCELLANEOUS															
421.241 MISC RECEIPTS	1,062.60	0.00	0.00		0.00	0.00	0.00	0.00							
421.245 PAYROLL REIMBURSEMENT	20,370.00	8,565.36	25,874.20	34,439.56	37,095.00	36,501.27	37,067.00	18,050.09							
Total MISCELLANEOUS	21,432.60	8,565.36	25,874.20	34,439.56	37,095.00	36,501.27	37,067.00	18,050.09							
Total REPRODUCTIVE HEALTH	292,524.13	133,707.55	139,899.39	273,606.94	301,125.00	308,134.02	276,412.00	95,669.50	37.36						
7145 STATE SUPPORT															
411 LICENSES FEES & PERMITS															
411.118 CD PREVENTION FEES	2,670.00	1,303.58	275.54	1,579.12	3,000.00	2,569.32	2,300.00	190.03							
411.173 STD FEES	9,845.24	3,853.96	2,346.33	6,200.29	10,000.00	3,938.85	5,000.00	441.09							
201.23.7145.411.190 FEES - TPR			273.22	273.22	600.00	144.5	200.00	0.00							
Total LICENSES FEES & PERMITS	12,515.24	5,157.54	2,895.09	8,052.63	13,600.00	6,652.67	7,500.00	631.12							
412 INTERGOV'T REV - NON SINGLE AUDIT															
201.23.7145.412.501 OHP FEES			3,114.29	3,114.29	1,000.00	3680.84	4,300.00	509.26							
201.23.7145.412.525 COIPA					0.00	14.37	65.00	0.00							
412.657 STATE SUPPORT GRANTS	32,273.00	16,146.00	16,154.00	32,300.00	32,300.00	32,415.00	32,415.00	25,164.00							
412.666 TB EPIDEMIOLOGY GRANTS	0.00	125.00	154.00	279.00	300.00	522.00	500.00	405.00							
412.681 STATE GRANT/REIMBURSEMENT	190.15		0.00	0.00	200.00	0.00	0.00	0.00							
Total INTERGOV'T REV - NON SINGLE AUDIT	32,463.15	16,271.00	19,422.29	35,693.29	33,800.00	36,632.21	37,280.00	26,078.26							
413 INTERGOV'T REV - SINGLE AUDIT															
413.890 TB CASE MANAGEMENT-#93.116	0.00	175.00	154.00	329.00	308.00	494.00	500.00	207.00							
Total INTERGOV'T REV - SINGLE AUDIT	0.00	175.00	154.00	329.00	308.00	494.00	500.00	207.00							
421 MISCELLANEOUS															
Total MISCELLANEOUS	0.00	133.65	33.60	167.25	0.00	0.00	0.00	0.00							
Total STATE SUPPORT	44,978.39	21,737.19	22,504.98	44,242.17	47,708.00	43,778.88	45,280.00	26,916.38	53.12						
7146 ENVIRONMENTAL HEALTH															

Adjusted Estimate	2013 Actual	Jul-Dec 2013	Jan - Jun 2014	2014	2015	2015	2016	3/31/2016	Rcvd					
411 LICENSES FEES & PERMITS														
411.114 LICENSE FEES	76,471.25	39,983.50	43,040.00	83,023.50	80,000.00	83,198.00	83,000.00	76,721.00						
411.139 FOOD HANDLER FEES	2,808.00	864.00	1,409.00	2,273.00	2,800.00	5,568.00	3,500.00	1,936.00						
411.178 TEMPORARY LICENSES	3,030.00	2,962.00	2,150.00	5,112.00	4,000.00	5,402.00	5,000.00	2,465.00						
411.183 FACILITY INSPECTION FEES	4,252.00	874.00	3,383.00	4,257.00	5,500.00	7,411.00	5,500.00	5,046.00						
Total LICENSES FEES & PERMITS	86,561.25	44,683.50	49,982.00	94,665.50	92,300.00	101,579.00	97,000.00	86,168.00						
201.23.7146.412 INTERGOV'T REV - NON SINGLE AUDIT														
201.23.7146.412.699 EOCCO							0.00	1,500.00						
421 MISCELLANEOUS														
421.241 MISC RECEIPTS	1,514.02	739.50	537.00	1,276.50	2,000.00	1,649.00	1,200.00	919.00						
421.245 PAYROLL REIMBURSEMENT	20.00	0.00	0.00	0.00	0.00	0.00	0.00	0.00						
Total MISCELLANEOUS	1,534.02	739.50	537.00	1,276.50	2,000.00	1,649.00	1,200.00	919.00						
Total ENVIRONMENTAL HEALTH	88,095.27	45,423.00	50,519.00	95,942.00	94,300.00	103,228.00	98,200.00	88,587.00	90.21					
7148 PERINATAL HEALTH														
411 LICENSES FEES & PERMITS														
411.186 MCM FEES	3,132.70	1,265.84	210.02	1,475.86	3,000.00	1574.07	12,400.00	1,332.03						
Total LICENSES FEES & PERMITS	3,132.70	1,265.84	210.02	1,475.86	3,000.00	1574.07	12,400.00	1,332.03						
412 INTERGOV'T REV - NON SINGLE AUDIT														
412.103 PERINATAL - GENERAL FUND	4,716.00	2,340.00	2,342.00	4,682.00	4,682.00	2,341.00	4,682.00	1,755.00						
412.598 PERINATAL EXPANSION PASS THROUG	0.00	0.00	2,923.08	2,923.08	0.00	0.00	0.00	0.00						
412.651 OHP/OMAP MEDICAID MATCH	71,082.84	43,882.12	44,028.82	87,910.94	70,000.00	110,255.31	85,000.00	69,011.73						incl. three quarters
412.848 MEDICAID INCENTIVE PAYMENTS #93.778					0.00	8,500.00	0.00	0.00						
201.23.7148.412.881 MCH - PERINATAL - #93.778					0.00	2,341.00	0.00	1,755.00						
Total INTERGOV'T REV - NON SINGLE AUDIT	75,798.84	46,222.12	49,293.90	95,516.02	74,682.00	123,437.31	89,682.00	72,521.73						
413 INTERGOV'T REV - SINGLE AUDIT														
413.848 MEDICAID INCENTIVE PAYMENTS #93.7	42,500.00	0.00	0.00	0.00	17,000.00	0.00	8,500.00	0.00						
Total INTERGOV'T REV - SINGLE AUDIT	42,500.00	0.00	0.00	0.00	17,000.00	0.00	8,500.00	0.00						
421.241 MISC RECEIPTS							0.00	380.00						
Total PERINATAL	121,431.54	47,487.96	49,503.92	96,991.88	94,682.00	125,011.38	110,582.00	74,233.76	66.78					
7149 PHEP														
412 INTERGOV'T REV - NON SINGLE AUDIT														
412.599 MEDICAL RESERVE CORPS	11,000.00		3,500.00	3,500.00	3,500.00	3,500.00	3,500.00	0.00						
Total INTERGOV'T REV - NON SINGLE AUDIT	11,000.00		3,500.00	3,500.00	3,500.00	3,500.00	3,500.00	0.00						
413 INTERGOV'T REV - SINGLE AUDIT														
413.847 CLIMATE CHANGE AND PUBLIC HLTH -	15,000.00		5,000.00	5,000.00	0.00	0.00	0.00	0.00						
413.850 HOMELAND SECURITY							23,606.00	0.00						
413.899 PHEP - #93.069	178,245.00	60,600.00	100,385.15	160,985.15	156,474.00	156,522.00	154,709.00	116,028.00						OHA PHEP red, 2017 amt. \$133,637
Total INTERGOV'T REV - SINGLE AUDIT	193,245.00		105,385.15	105,385.15	156,474.00	156,522.00	178,315.00	116,028.00						
421 MISCELLANEOUS		0.00												
421.241 MISC RECEIPTS	462.97		459.06	459.06	0.00	0.00	0.00	0.00						
Total MISCELLANEOUS	462.97		459.06	459.06	0.00	0.00	0.00	0.00						
Total PHEP	204,707.97	60,600.00	109,344.21	169,944.21	159,974.00	160,022.00	181,815.00	116,028.00	56.73					
7152 HEALTH PROMOTION														

Adjusted Estimate	2013 Actual	Jul-Dec 2013	Jan - Jun 2014	2014	2015	2015	2016	3/31/2016	Rcvd					
412 INTERGOV'T REV - NON SINGLE AUDIT			0.00											
201.23.7152.412.692 NW HEALTH FOUNDATION GRANT					23273	0.00	0.00	0.00		2015 Were not awarded				
201.23.7152.412.693 PACIFIC SOURCE - HEALTH	0.00		14,211.80	14,211.80	14,213.00	9,475.20	14,176.00	0.00						
201.23.7152.412.694 MARCH OF DIMES			7,000.00	7,000.00	7,000.00	7,000.00	0.00	0.00						
201.23.7152.412.695 EOCCO - Nursing					23,273.00	19,326.95	8,446.00	8,446.30						
201.23.7152.412.696 COMMUTE OPTIONS - SAFE ROUTES						344.96	3,000.00	2,733.04						
201.23.7152.412.697 OPHI							0.00	0.00						
201.23.7152.412.698 PACIFIC SOURCE - QIM							0.00	90,000.00						
Total INTERGOV'T REV - NON SINGLE AUDIT			21,211.80	21,211.80	67,759.00	36,147.11	25,622.00	101,179.34						
413.871 IMMUNIZATION GRANT - #93.712	17,500.00													
Total INTERGOV'T REV - SINGLE AUDIT	17,500.00													
421 MISCELLANEOUS														
421.241 MISC RECEIPTS	650.00		250.00	250.00	0.00	0.00	0.00	0.00						
Total MISCELLANEOUS	650.00		250.00	250.00	0.00	0.00	0.00	0.00						
Total HEALTH PROMOTION	18,150.00	0.00	21,461.80	21,461.80	44,486.00	36,147.11	25,622.00	101,179.34	394.89					
7153 IMMUNIZATION SPECIAL PAYMENTS														
412 INTERGOV'T REV - NON SINGLE AUDIT														
412.686 ISP - STATE OF OREGON	8,909.00	4,389.00	4,390.50	8,779.50	8,909.00	8,970.50	8,971.00	6,224.00						
413.873 ISP - #93.778					0.00	8,970.50	0.00	5,845.00						
Total INTERGOV'T REV - NON SINGLE AUDIT	8,909.00	4,389.00	4,390.50	8,779.50	8,909.00	17,941.00	8,971.00	12,069.00						
413 INTERGOV'T REV - SINGLE AUDIT														
413.872 IMM SPEC PMTS - #93.268	600.00	600.00	0.00	600.00	600.00	0.00	0.00	0.00						
413.873 ISP - #93.778	8,909.00	4,389.00	4,390.50	8,779.50	8,909.00	0.00	8,971.00	739.00						
Total INTERGOV'T REV - SINGLE AUDIT	9,509.00	4,989.00	4,390.50	9,379.50	9,509.00	0.00	8,971.00	739.00						
421 MISCELLANEOUS														
421.241 MISC RECEIPTS	3,410.00		0.00	0.00	0.00	0.00	0.00	0.00						
Total MISCELLANEOUS	3,410.00	0.00	0.00	0.00	0.00	0.00	0.00	0.00						
Total IMMUNIZATION SPECIAL PAYMENT	21,828.00	9,378.00	8,781.00	18,159.00	18,418.00	17,941.00	17,942.00	12,808.00	61.14					
7154 CACOON & CCN														
412 INTERGOV'T REV - NON SINGLE AUDIT														
412.652 OHP - TCM					0.00	30,999.86	26,000.00	24,242.71		In 2014 split out cacoon TCM				
412.671 COMMUNITY CONNECTIONS GRANT	8,028.16	2,200.00	6,600.00	8,800.00	8,800.00	11,431.62	8,800.00	4,694.00		In 2015, OHSU caught up on 2014 pmts				
412.672 CCN PHYSICIAN	0.00	0.00	1,355.48	1,355.48	0.00	2,595.60	3,460.00	0.00						
412.673 CACOON	23,959.76	11,514.06	1,355.48	12,869.54	15,000.00	9,314.40	10,958.00	2,191.62						
Total INTERGOV'T REV - NON SINGLE AUDIT	31,987.92	13,714.06	12,254.06	25,968.12	23,800.00	54,341.48	49,218.00	31,128.33						
421 MISCELLANEOUS			0.00				0.00	0.00						
Total MISCELLANEOUS	0.00	0.00	0.00	0.00	0.00	0.00	0.00	0.00						
Total CACOON & CCN	31,987.92	13,714.06	20,209.54	33,923.60	23,800.00	54,341.48	49,218.00	31,128.33	63.25					
7155 TOBACCO PREV & ED														
412 INTERGOV'T REV - NON SINGLE AUDIT														
412.668 TOBACCO GRANTS	92,075.00	45,434.00	48,182.00	93,616.00	93,666.00	93,666.00	93,666.00	67,412.00						
							0.00	0.00						
Total INTERGOV'T REV - NON SINGLE AUDIT	92,075.00	45,434.00	48,182.00	93,616.00	93,666.00	93,666.00	93,666.00	67,412.00						

Adjusted Estimate	2013 Actual	Jul-Dec 2013	Jan - Jun 2014	2014	2015	2015	2016	3/31/2016	Rcvd					
421 MISCELLANEOUS														
421.241 MISC RECEIPTS	5,000.00		0.00		0.00	0.00	0.00	80.00						
Total MISCELLANEOUS	5,000.00	0.00	0.00		0.00	0.00	0.00	80.00						
Total TOBACCO	97,075.00	45,434.00	48,182.00	93,616.00	93,666.00	93,666.00	93,666.00	67,492.00	63.72					
7156 WATER														
412 INTERGOV'T REV - NON SINGLE AUDIT														
412.632 WATER SYSTEM	16,872.00	11,526.80	7,838.00	19,364.80	13,488.00	17,394.00	14,061.00	13,500.00						
412.689 WATER/SURVEY FEES	22,400.00	7,475.00	0.00	7,475.00	0.00	0.00	0.00	0.00						
Total INTERGOV'T REV - NON SINGLE AUDIT	39,272.00	19,001.80	7,838.00	26,839.80	13,488.00	17,394.00	14,061.00	13,500.00						
413 INTERGOV'T REV - SINGLE AUDIT														
413.895 WATER SYST - #66.432		5,066.40	5,418.00	10,484.40	15,208.00	14,250.00	14,061.00	10,120.00						
413.896 WATER/SURVEY FEES - #66.468		4,496.80	7,838.00	12,334.80	13,488.00	10,539.00	14,061.00	8,015.00						
Total INTERGOV'T REV - SINGLE AUDIT	0.00	9,563.20	13,256.00	22,819.20	28,696.00	24,789.00	28,122.00	18,135.00						
421 MISCELLANEOUS	0.00	0.00	0.00	0.00	0.00	0.00	0.00	0.00						
Total WATER	39,272.00	28,565.00	21,094.00	49,659.00	42,184.00	42,183.00	42,183.00	31,635.00	66.66					
7158 BABIES FIRST														
412 INTERGOV'T REV - NON SINGLE AUDIT														
412.613 BABIES FIRST GRANT	14,929.00	7,410.00	7,415.00	14,825.00	14,825.00	14,947.00	14,947.00	11,205.00						
412.652 OHP/OMAP TARGET CASE MGMT	68,176.00	35,500.00	26,980.00	62,480.00	71,000.00	179,630.00	120,000.00	144,505.97						2015 amt. Incl \$62k fees for Jan-June 2014
421 MISCELLANEOUS			0.00											
Total MISCELLANEOUS	0.00	0.00	0.00		0.00	0.00	0.00	0.00						
Total BABIES FIRST	83,105.00	42,910.00	34,395.00	77,305.00	85,825.00	194,577.00	134,947.00	155,710.97	114.46					
7159 OREGON MOTHERS CARE														
412 INTERGOV'T REV - NON SINGLE AUDIT														
412.685 OREGON MOTHERS CARE STATE SPLIT					0.00	2,034.00								
412.878 OMC #93.778					0.00	2,034.00	0.00	0.00						
Total INTERGOV'T REV - NON SINGLE AUDIT					0.00	4,068.00	0.00	0.00						
413 INTERGOV'T REV - SINGLE AUDIT														
413.879 OMC GRANT #93.994	8,134.00	4,350.00	4,351.00	8,701.00	8,701.00	4,070.00	8,138.00	5,337.00						
Total INTERGOV'T REV - SINGLE AUDIT	8,134.00	4,350.00	4,351.00	8,701.00	8,701.00	4,070.00	8,138.00	5,337.00						
421 MISCELLANEOUS			0.00											
Total MISCELLANEOUS	0.00	0.00	0.00		0.00		0.00	0.00						
Total OREGON MOTHERS CARE	8,134.00	4,350.00	4,351.00	8,701.00	8,701.00	8,138.00	8,138.00	5,337.00	58.29					
7500 PASS THROUGH														
201.23.7500.411 LICENSES FEES & PERMITS														
201.23.7500.411.199 DEQ FEES			6,400.00	6,400.00	3,900.00	12,000.00	10,000.00	7,500.00						
Total PASS THROUGH			6,400.00	6,400.00	3,900.00	12,000.00	10,000.00	7,500.00						
TOTAL REVENUE (2012 \$2,289,157)	2,232,664	1,101,528	1,231,900	2,333,427	2,223,195	2,102,785	2,189,594	1,508,022.72	68.87	Revenue total only, does not include beg bal.				

revstat.rpt	Expenditure Status Report						
201	HEALTH GRANTS FUND						
23	PUBLIC HEALTH						
7141	PUBLIC HEALTH						
Account Number		2012 Actual	2013 Actual	Jul - Dec 2013 WASCO	Jan - June 2014 NCPHD	2014 Actual	2015 Actuals
51000	PERSONAL SERVICES						
51175	PUBLIC HEALTH DIRECTOR (72,390.00	73,476.00	36,738.00	27,554.99	64,292.99	68,684.08
51176	BUSINESS MANAGER (.61 KH)	27,627.50	28,041.94	14,020.97	13,384.57	27,405.54	29,278.27
51177	CLIN PROG SECR (.15 AB, .40 CV, .	29,379.88	27,655.87	13,260.77	19,459.89	32,720.66	40,981.25
51178	CLINICAL PROG SUPERVISOR	25,075.47	16,644.60	13,315.69	14,824.62	28,140.31	33,715.14
51181	EH SPECIALIST (.50 JZ, .50 KD	52,520.83	53,422.71	13,315.71	13,315.60	26,631.31	20,506.33
51182	ACCOUNTING CLERK						6,724.37
51184	HEALTH OFFICER (.10 TW, .10	50,695.96	38,285.18	10,189.39	8,919.01	19,108.40	28,554.96
51185	NURSE PRACTITIONER (.24 FTI	4,030.78	11,611.36	10,725.02	11,985.01	22,710.03	23,751.05
51190	OFFICE SPECIALIST I (.20 BM,	9,917.14	7,746.95	2,334.28	2,421.31	4,755.59	4,971.72
51191	BILLING CLERK (.15 OR)	4,637.64	4,941.62	2,573.27	2,573.28	5,146.55	5,865.23
51192	PHN II (.50 DK, .20 GA, .30 EM)	48,038.97	47,775.22	28,971.36	19,865.59	48,836.95	36,110.14
51195	SUPVSING EH SPECIALIST (.5	35,232.23	34,199.70	17,086.43	15,071.10	32,157.53	21,395.79
51602	OVERTIME		96.75	702.82	757.83	1,460.65	32.74
51621	CELL PHONE ALLOWANCE	985.50	904.50	430.50	454.00	884.50	900.00
51640	LONGEVITY	3,376.52	3,263.13	1,112.94	839.10	1,952.04	1,975.88
51680	VACATION CASHOUT	0.00	0.00	3,004.61	0.00	3,004.61	0.00
51681	COMP/HOLIDAY BANK CASHC	462.32	3,438.68	955.16	1,281.55	2,236.71	204.53
51701	FICA	27,422.50	79.25	12,778.80	11,997.10	24,775.90	27,017.48
51703	UNEMPLOYMENT INSURANCE	2,277.66	26,592.14	0.00	1,643.14	1,643.14	3,570.58
51705	WORKERS' COMPENSATION	3,167.29	3,893.61	1,213.39	1,039.41	2,252.80	2,819.74
51721	PERS	41,643.35	38,432.34	18,731.86	20,931.10	39,662.96	45,859.71
51729	HEALTH INSURANCE	50,745.73	49,268.05	19,297.38	27,044.84	46,342.22	49,612.47
51730	DENTAL INSURANCE	4,482.18	4,062.81	1,662.28	1,838.02	3,500.30	3,494.62
51732	LONG TERM DISABILITY	1,605.43	1,505.05	593.67	1,010.49	1,604.16	1,605.90
51733	LIFE INSURANCE	175.74	163.33	65.14	-78.49	-13.35	32.86
Total PERSONAL SERVICES		495,890.62	475,500.79	223,079.44	218,133.06	441,212.50	457,664.84
52000	MATERIALS & SERVICES						
52101	ADVERTISING & PROMOTION	0	0.00		337.38	337.38	500.00
52103	AGENCY LICENSES/ASSESS/F	3,754.00	1,641.00	4,267.83	2,084.39	6,352.22	6,486.35
52104	BANK CHARGES				603.51	603.51	1,365.20
52113	INSURANCE & BONDS			0.00	5,451.24	5,451.24	13,534.18
52115	LEGAL NOTICES & PUBLISHING				0.00	0.00	595.08
52116	POSTAGE	1,162.65	1,203.74	459.00	1,837.04	2,296.04	3,972.11
52122	TELEPHONE	2,466.88	2,343.16	1,177.15	1,229.47	2,406.62	3,063.67
52325	LEGAL COUNSEL				0.00	0.00	5,952.50
52340	REFUNDS			76.00	360.00	436.00	556.00

Account Number		2012 Actual	2013 Actual	Jul - Dec 2013 WASCO	Jan - June 2014 NCPHD	2014 Actual	2015 Actuals
52351	TRANSITIONAL SERVICES	0.00	9,921.07	1,825.00	11,451.13	13,276.13	1,232.92
52352	SERVICE/APPLICATION FEES	0.00	12,084.00	0.00	150.00	150.00	0.00
52370	MISCELLANEOUS EXPENDITURE						363.75
52398	ADMINISTRATIVE COST	-18,172.48	-18,045.49	0.00	-22,904.04	-22,904.04	-66,060.85
52429	CONTR SRVCS - PROFESSION	2,870.13	23,020.74	117.00	1,466.05	1,583.05	17,724.80
52510	COMPUTER SOFTWARE				189.00	189.00	0.00
52526	COMPUTER SOFTWARE - MAINT.						4,460.41
52656	GAS & OIL	9,610.12	10,523.49	2,782.14	4,464.81	7,246.95	5,488.85
52657	VEHICLE - REPAIR & MAINTENANCE	5,906.06	3,783.74	4,361.72	1,680.78	6,042.50	3,384.79
52604	EQUIPMENT - OFFICE (PCs)	0.00	0.00	0.00	0.00	0.00	0.00
52661	TIRES	0.00	886.60	0.00	467.80	467.80	807.65
52701	TRAINING AND EDUCATION						0.00
52711	MEALS LODGING & REGISTRAR	5,294.95	3,757.25	1,385.20	2,165.29	3,550.49	3,932.58
52731	TRAVEL & MILEAGE	323.01	1,456.07	182.04	314.04	496.08	1,362.86
52910	SUPPLIES - OFFICE	11,558.50	9,440.41	5,310.33	6,039.71	11,350.04	11,173.23
52929	SUPPLIES - MEDICAL	1,164.14	1,595.86	728.51	823.64	1,552.15	2,317.44
Total MATERIALS & SERVICES		25,937.96	63,611.64	22,671.92	18,211.24	40,883.16	22,213.52
53000	CAPITAL OUTLAY						
53501	EDEN SYSTEM - FINANCE		19,700.00	24,745.88	23,785.00	48,530.88	0.00
Total CAPITAL OUTLAY		0.00	19,700.00	24,745.88	23,785.00	48,530.88	0.00
Total PUBLIC HEALTH		521,828.58	558,812.43	270,497.24	260,129.30	530,626.54	479,878.36

Account Number		2012 Actual	2013 Actual	Jul - Dec 2013 WASCO	Jan - June 2014 NCPHD	2014 Actual	2015 Actuals
7142	WIC						
51000	PERSONAL SERVICES						
51176	BUSINESS MANAGER	0.00	919.21	459.72	438.85	898.57	1,102.25
51177	PROGRAM SECRETARY	1,760.44	1,390.23	543.42	686.24	1,229.66	1,451.19
51178	PROGRAM SUPERVISOR	0.00	0.00	0.00	3,987.91	3,987.91	2,932.50
51180	COMMUNITY HEALTH WORKE	11,148.73	12,377.82	3,602.81	9,478.32	13,081.13	0.00
51187	NUTRITION PROG ASST	18,766.79	21,573.24	8,223.72	12,184.44	20,408.16	25,353.48
51188	NUTRITION PROG COORD	33,965.19	0.00	0.00	0.00	0.00	14,256.13
51192	PHN II	4,268.20	22,448.86	8,335.75	8,239.16	16,574.91	62,541.48
51197	NUTRITION PROG TECH	35,076.16	58,224.76	28,101.28	30,298.91	58,400.19	155.45
51602	OVERTIME	508.50	57.34	0.00	176.38	176.38	396.00
51640	LONGEVITY	445.00	442.54	303.32	322.20	625.52	0.00
51681	COMP/HOLIDAY BANK CASHOU	315.25	61.62	191.89	41.83	233.72	6.60
51701	FICA	7,384.52	8,062.13	3,617.36	4,123.12	7,740.48	7,980.57
51703	UNEMPLOYMENT	0.00	0.00	0.00	279.82	279.82	967.88
51705	WORKERS' COMPENSATION	447.41	513.11	223.17	288.68	511.85	490.16
51721	PERS	8,461.28	9,666.72	4,893.39	5,837.73	10,731.12	13,947.34
51729	HEALTH INSURANCE	21,771.80	31,974.95	11,241.43	17,308.52	28,549.95	27,102.41
51730	DENTAL INSURANCE	1,964.77	2,370.50	843.44	1,204.33	2,047.77	1,999.95
51732	LONG TERM DISABILITY	449.41	432.70	160.18	332.87	493.05	561.85
51733	LIFE INSURANCE	77.22	92.53	33.66	14.27	47.93	12.80
Total PERSONAL SERVICES		146,810.67	170,608.26	70,774.54	95,243.58	166,018.12	161,258.04
52000	MATERIALS & SERVICES						
52116	POSTAGE	2,780.85	1,445.71	2,015.30	215.50	2,230.80	1,154.65
52398	ADMINISTRATIVE COST	2,684.09	3,028.10	0.00	5,067.51	5,067.51	14,650.54
52429	CONTR SRVCS - PROFESSION	6,530.00	2,065.00	900.00	1,440.00	2,340.00	4,275.00
52656	FUEL	0.00	0.00	0.00	298.96	298.96	505.93
52711	MEALS LODGING & REGISTRA	780.95	9,935.42	0.00	790.27	790.27	1,279.19
52731	TRAVEL & M <small>(some fuel)</small>	772.56	4,243.06	226.66	0.00	226.66	483.20
52910	SUPPLIES - OFFICE	3,200.60	1,687.35	3,662.75	378.81	4,041.56	2,879.80
RAGE GRAPHICS							
52918	SUPPLIES - EDUCATION	160.60	408.65	741.87	0.00	741.87	19.21
52929	SUPPLIES - MEDICAL	674.64	416.56	28.24	153.17	181.41	794.08
Total MATERIALS & SERVICES		17,584.29	23,229.85	7,574.82	8,344.22	15,919.04	26,041.60
53000	CAPITAL OUTLAY						
Total CAPITAL OUTLAY		0.00	0.00				
Total WIC		2012 164,394.96	193,838.11	78,349.36	103,587.80	181,937.16	187,299.64
						174,388.00	

Account Number		2012 Actual	2013 Actual	Jul - Dec 2013 WASCO	Jan - June 2014 NCPHD	2014 Actual	2015 Actuals
7143	CAH						
51000	PERSONAL SERVICES						
51176	BUSINESS MANAGER	2,264.64	2,298.53	919.42	877.70	1,797.12	2,204.50
51177	CLINICAL PROGRAM SECRET.	6,492.60	6,752.19	1,737.73	2,017.71	3,755.44	4,267.11
51178	CLINICAL PROG SUPERVISOR	5,014.67	3,328.93	1,331.60	1,415.28	2,746.88	2,932.50
51180	COMMUNITY HEALTH WORKE	3,534.83	0.00	3,579.25	1,119.73	4,698.98	1,829.49
51183	FAMILY PLANNING AIDE						2,843.21
51190	OFFICE SPECIALIST I	21,293.49	17,050.46	5,146.56	3,712.69	8,859.25	7,623.21
51191	BILLING CLERK	10,511.75	11,200.92	16,526.88	5,146.58	21,673.46	8,158.27
51192	PHN II	41,603.19	41,411.29	122.93	19,512.41	19,635.34	37,055.52
51602	OVERTIME	77.69	0.00	0.00	41.73	41.73	0.00
51640	LONGEVITY	411.35	323.52	525.81	92.42	618.23	250.24
51680	VACATION CASHOUT						0.00
51681	COMP/HOLIDAY BANK CASHO	293.07	56.16	78.83	95.01	173.84	13.20
51701	FICA	6,680.95	6,333.00	2,243.20	2,530.54	4,773.74	5,086.35
51703	UNEMPLOYMENT INSURANCE	414.12	0.00	0.00	330.91	330.91	665.57
51705	WORKERS' COMPENSATION	561.37	823.74	167.10	183.40	350.50	377.54
51721	PERS	8,616.20	8,062.79	3,051.74	4,359.04	7,410.78	8,157.16
51729	HEALTH INSURANCE	20,342.79	18,805.34	4,778.16	7,173.72	11,951.88	12,484.74
51730	DENTAL INSURANCE	1,751.66	1,533.10	410.30	558.83	969.13	908.96
51732	LONG TERM DISABILITY	428.23	393.24	111.81	193.10	304.91	335.28
51733	LIFE INSURANCE	69.09	61.28	16.35	12.59	28.94	5.97
Total PERSONAL SERVICES		130,361.69	118,434.49	40,747.67	49,373.39	90,121.06	95,198.82
52000	MATERIALS & SERVICES						
52115	LEGAL NOTICES & PUBLISHIN	144	0	0.00	0	0.00	
52116	POSTAGE	125.33	66.00	2,276.87	0.00	2,276.87	0.00
52340	REFUNDS	0	0.00	0.00	15.00	15.00	0.00
52354	VACCINE (avg. \$2343 qtr)	14753.21	28,351.63	2,276.87	7,094.89	9,371.76	10,188.47
52398	ADMINISTRATIVE COST	1,472.95	1,999.22	502.00	2,348.65	2,850.65	3,769.08
52429	CONTR SRVCS - PROFESSION	832.50	815.00	0.00	419.00	419.00	154.00
52526	COMPUTER SOFTWARE - MAI	0	6,205.00	241.72	5,317.88	5,559.60	3,002.88
52711	MEALS, LODGING & REG	0	0.00	0.00	114.83	114.83	480.00
52731	TRAVEL & MILEAGE	51.36	7.25	0.00	0.00	0.00	49.18
52910	SUPPLIES - OFFICE	551.82	468.81	236.62	78.70	315.32	87.00
52929	SUPPLIES - MEDICAL	540.52	1,012.63	281.67	283.80	565.47	257.61
Total MATERIALS & SERVICES		18,471.69	38,925.54	5,815.75	15,672.75	21,488.50	17,988.22
53000	CAPITAL OUTLAY						
Total CAPITAL OUTLAY			0.00				
Total CAH		148,833.38	157,360.03	46,563.42	65,046.14	111,609.56	113,187.04

Account Number		2012 Actual	2013 Actual	Jul - Dec 2013 WASCO	Jan - June 2014 NCPHD	2014 Actual	2015 Actuals
7144			WOMEN'S HEALTH				
51000	PERSONAL SERVICES						
51176	BUSINESS MANAGER	6,963.48	7,355.28	2,298.54	2,194.19	4,492.73	5,511.03
51177	CLINICAL PROGRAM SECRET	5,664.58	7,348.25	2,824.34	2,709.42	5,533.76	5,441.85
51178	CLINICAL PROG SUPERVISOR	2,507.57	1,664.44	1,331.60	1,415.28	2,746.88	2,932.50
51183	FAMILY PLANNING AIDE	16,728.03	21,133.88	13,222.76	12,317.15	25,539.91	0.00
51184	HEALTH OFFICER	40,462.12	32,767.45	1,697.46	1,081.50	2,778.96	25,589.32
51185	NURSE PRACTITIONER	4,030.83	27,093.18	25,024.98	27,964.99	52,989.97	1,984.14
51190	OFFICE SPECIALIST I	26,259.62	21,719.11	7,780.94	8,071.12	15,852.06	55,418.95
51191	BILLING CLERK	14,222.08	15,404.41	8,577.66	8,577.69	17,155.35	16,572.34
51192	PHN II	56,921.26	60,815.71	27,032.50	36,477.07	63,509.57	13,597.30
51621	CELL PHONE ALLOWANCE	37.50	0.00	0.00	0.00	0.00	65,433.45
51602	OVERTIME	0.00	117.00	0.00	104.33	104.33	0.00
51640	LONGEVITY	491.04	533.88	261.71	234.82	496.53	469.32
51680	VACATION CASHOUT	0.00	0.00	600.92	0.00	600.92	0.00
51681	COMP/HOLIDAY BANK CASHO	484.71	43.94	217.08	228.07	445.15	32.99
51701	FICA	12,975.70	15,006.25	6,867.54	7,586.82	14,454.36	14,708.61
51703	UNEMPLOYMENT INSURANCE	759.22	0.00	0.00	957.14	957.14	1,917.89
51705	WORKERS' COMPENSATION	746.58	893.80	399.89	477.35	877.24	917.72
51721	PERS	15,688.53	16,996.11	8,799.81	13,108.32	21,908.13	24,252.12
51729	HEALTH INSURANCE	32,182.63	37,476.62	12,898.70	18,817.80	31,716.50	30,645.63
51730	DENTAL INSURANCE	2,794.11	3,007.57	1,115.94	1,458.62	2,574.56	2,345.48
51732	LONG TERM DISABILITY	761.87	873.49	353.89	546.56	900.45	949.93
51733	LIFE INSURANCE	110.08	121.56	44.39	27.16	71.55	15.54
Total PERSONAL SERVICES		240,791.54	270,371.93	121,350.65	144,355.40	265,706.05	268,736.11
52000	MATERIALS & SERVICES						
52115	LEGAL NOTICES & PUBLISHIN	180.00		0	0	0	
52340	REFUNDS	125.81		0	210.25	210.25	0.00
52369	LAB EXPENSES	6,514.65	6,156.40	1,725.10	2,381.08	4106.18	3,245.41
52398	ADMINISTRATIVE COST	6,098.30	5,767.22	0.00	6,747.18	6747.18	15,430.80
52429	CONTR SRVCS - PROFESSION	1,111.50	840.00	545.00	845.47	1390.47	2,080.41
52526	COMPUTER SOFTWARE - MAI	0.00	6,150.00	0.00	6,098.22	6098.22	6,098.22
52701	TRAINING & EDUCATION	0.00	0.00	0.00	0.00	0	1,149.20
52711	MEALS LODGING & REGISTR	2,092.65	2,301.54	7.45	673.23	680.68	199.93
52731	TRAVEL & MILEAGE	130.00	532.92	0.00	40.03	40.03	189.03
52910	SUPPLIES - OFFICE	1,926.14	2,319.58	428.59	812.34	1240.93	0.00
52918	SUPPLIES - EDUCATION	400.50	45.09	0.00	0.00	0	0.00
52929	SUPPLIES - MEDICAL	13,635.66	8,871.11	2,515.88	3,283.87	5799.75	5,630.94
52944	FAMILY PLANNING SUPPLIES	73,389.69	64,420.85	28,410.84	32,139.38	60550.22	70,166.47
Total MATERIALS & SERVICES		105,604.90	97,404.71	33,632.86	53,020.80	86,863.91	104,190.41
Total CAPITAL OUTLAY			0.00				6,900.00
Total WOMEN'S HEALTH		346,396.44	367,776.64	154,983.51	197,376.20	352,569.96	379,826.52

Account Number		2012 Actual	2013 Actual	Jul - Dec 2013 WASCO	Jan - June 2014 NCPHD	2014 Actual	2015 Actuals
7145	STATE SUPPORT						
Account Number							
51000	PERSONAL SERVICES						
51177	CLINICAL PROGRAM SECRET	710.02	695.10	2,252.71	1,810.71	4,063.42	3,541.51
51178	CLINICAL PROG SUPERVISOR	2,507.57	1,664.44	1,331.60	1,415.28	2,746.88	2,932.50
51190	OFFICE SPECIALIST			1,867.25	1,936.92	3,804.17	3,977.02
51191	BILLING CLERK	927.61	988.33	514.66	514.67	1,029.33	815.87
51192	PHN II	17,146.68	16,357.84	10,321.99	8,800.75	19,122.74	16,705.67
51602	OVERTIME	0.00	0.00	0.00	0.00	0.00	0.00
51640	LONGEVITY	207.12	175.62	94.30	68.12	162.42	185.76
51680	VACATION CASHOUT	0.00	0.00	525.81	0.00	525.81	0.00
51681	COMP/HOLIDAY BANK CASHO	162.77	0.00	17.14	1.14	18.28	0.00
51701	FICA	1,569.30	1,566.75	1,239.36	1,039.66	2,279.02	2,041.23
51703	UNEMPLOYMENT INSURANCE	138.04	0.00	0.00	136.00	136.00	270.40
51705	WORKERS' COMPENSATION	211.35	177.99	100.43	68.97	169.40	131.59
51721	PERS	2,227.77	2,356.42	1,828.65	1,958.79	3,787.44	3,778.03
51729	HEALTH INSURANCE	3,616.30	4,315.52	2,722.68	3,233.56	5,956.24	5,234.37
51730	DENTAL INSURANCE	294.18	309.09	208.11	218.61	426.72	344.92
51732	LONG TERM DISABILITY	99.51	103.47	64.96	84.07	149.03	144.70
51733	LIFE INSURANCE	11.46	12.36	8.17	5.62	13.79	3.39
Total PERSONAL SERVICES		29,829.68	28,722.93	23,097.82	21,292.87	44,390.69	40,106.96
52000	MATERIALS & SERVICES						
52115	LEGAL NOTICES & PUBLISHIN	36.00	0.00				
52340	REFUNDS	10.00	0.00		0.00	0.00	
52369	LAB EXPENSES	5,154.62	2,296.39	575.63	781.95	1,357.58	1,025.95
52398	ADMINISTRATIVE COST	502.89	839.08	311.45	540.02	851.47	2,665.57
52429	CONTR SRVCS - PROFESSION	274.40	399.45	0.00	202.85	202.85	269.15
52326	COMPUTER SOFTWARE MAIN	0.00	0.00	0.00	1,051.45	1,051.45	1,051.45
52711	MEALS LODGING & REGISTR/	566.70	495.89	50.00	0.00	50.00	297.64
52731	TRAVEL & MILEAGE	113.09	0.00	0.00	40.48	40.48	69.59
52910	SUPPLIES - OFFICE	395.54	79.69	50.22	0.00	50.22	130.71
52929	SUPPLIES - MEDICAL	1,478.63	7,978.12	0.00	446.72	446.72	1,329.65
52936	SUPPLIES - PROGRAM/ED						72.49
Total MATERIALS & SERVICES		8,531.87	12,088.62	987.30	3,063.47	4,050.77	6,912.20
53000	CAPITAL OUTLAY						
Total CAPITAL OUTLAY		0.00	0.00				
Total STATE SUPPO (2015 \$32,300)		38,361.55	40,811.55	24,085.12	24,356.34	48,441.46	47,019.16

Account Number		2012 Actual	2013 Actual	Jul - Dec 2013 WASCO	Jan - June 2014 NCPHD	2014 Actual	2015 Actuals	
7146			ENVIRONMENTAL HEALTH					
51000	PERSONAL SERVICES							
51176	BUSINESS MANAGER						3,260.00	
51177	CLINICAL PROGRAM SECRET.	9,132.64	6,992.26	3,524.08	5,319.89	8,843.97	13,983.63	
51181	EH SPECIALIST	41,503.29	34,716.37	9,320.93	8,211.35	17,532.28	32,763.17	
51195	SUPERVISING EH SPECIALIST	12,149.02	8,844.78	4,418.90	4,403.91	8,822.81	17,343.93	
51602	OVERTIME			843.37	145.73	989.10	19.64	
51621	CELL PHONE ALLOWANCE	120.00	78.75	33.75	45.00	78.75	90.00	
51640	LONGEVITY	570.00	461.14	67.56	67.56	135.12	150.08	
51680	VACATION CASH OUT	0.00	889.31	4.32	0.00	4.32	0.00	
51701	FICA	4,989.38	3,976.88	1,373.51	1,341.30	2,714.81	2,839.40	
51703	UNEMPLOYMENT INSURANCE	414.12	0.00	0.00	175.43	175.43	382.12	
51705	WORKERS' COMPENSATION	915.85	727.48	240.95	216.17	457.12	450.29	
51721	PERS	7,579.95	6,426.37	2,175.36	2,553.68	4,729.04	5,409.88	
51729	HEALTH INSURANCE	10,443.43	8,155.81	2,742.57	3,817.52	6,560.09	6,444.94	
51730	DENTAL INSURANCE	1,043.55	742.85	229.76	275.76	505.52	461.80	
51732	LONG TERM DISABILITY	306.06	237.21	67.75	101.81	169.56	195.16	
51733	LIFE INSURANCE	41.06	29.72	9.20	8.02	17.22	6.48	
Total PERSONAL SERVICES		89,208.35	72,278.93	25,052.01	26,683.13	51,735.14	83,800.52	
52000	MATERIALS & SERVICES							
52122	TELEPHONE	776.76	1,219.17	725.87	668.77	1,394.64	511.42	
52335	OREGON STATE PAYBACK	7,295.71	5,682.89	3,004.57	3,291.10	6,295.67	7,915.68	
52398	ADMINISTRATIVE COST	0.00	0.00	0.00	0.00	0.00	2,735.41	
52604	EQUIPMENT - OFFICE	208.99	0.00	0.00	0.00	0.00	0.00	
52711	MEALS LODGING & REGISTRA	1,223.74	453.90	0.00	344.24	344.24	1,222.46	
52731	TRAVEL & MILEAGE	25.00	41.00	0.00	41.01	41.01	247.11	
52910	SUPPLIES - OFFICE	2,303.52	1,178.04	157.23	311.68	468.91	459.93	
52919	SUPPLIES - EQUIPMENT	0.00	0.00	0.00	167.78	167.78	87.99	
Total MATERIALS & SERVICES		11,833.72	8,575.00	3,887.67	4,824.58	8,712.25	13,180.00	
53000	CAPITAL OUTLAY							
Total CAPITAL OUTLAY			0.00					
Total ENVIRONMENTAL HEALTH		101,042.07	80,853.93	28,939.68	31,507.71	60,447.39	96,980.52	

Account Number		2012 Actual	2013 Actual	Jul - Dec 2013 WASCO	Jan - June 2014 NCPHD	2014 Actual	2015 Actuals
7148	PERINATAL						
Account Number							
51000	PERSONAL SERVICES						
51178	CLINICAL PROG SUPERVISOR	2,507.57	3,328.87	2,663.13	2,830.65	5,493.78	2,932.50
51180	COMMUNITY HEALTH WORKE	2,990.48	7,205.64	3,602.81	-2,057.68	1,545.13	7,317.57
51192	PHN II	6,752.89	1,795.87	551.96	897.02	1,448.98	2,280.73
51640	LONGEVITY	200.00	189.60	100.00	120.00	220.00	247.00
51681	COMP/HOLIDAY BANK CASHOU	0.00	3.75	17.43	0.00	17.43	0.00
51701	FICA	1,091.41	792.92	468.08	475.62	943.70	833.09
51703	UNEMPLOYMENT	0.00	0.00	0.00	62.19	62.19	116.36
51705	WORKERS' COMPENSATION	75.37	54.23	30.12	34.04	64.16	58.55
51721	PERS	1,886.04	1,286.40	801.05	1,035.24	1,836.29	1,832.92
51729	HEALTH INSURANCE	5,733.02	4,404.96	1,915.62	2,667.97	4,583.59	4,171.75
51730	DENTAL INSURANCE	286.41	195.75	96.47	115.17	211.64	175.30
51732	LONG TERM DISABILITY	83.93	55.78	26.75	42.13	68.88	64.57
51733	LIFE INSURANCE	11.24	7.75	3.62	3.43	7.05	0.79
Total PERSONAL SERVICES		21,618.36	19,321.52	10,277.04	6,225.78	16,502.82	20,031.13
52000	MATERIALS & SERVICES						
52334	OMAP PAYBACK-TCM & MAC	42,760.49	31,914.67	15,913.28	41,769.67	57,682.95	48,300.10
52398	ADMIN	17,000.00	0.00	2,923.08	0.00	2,923.08	942.28
52429	CONTR SRVCS - PROFESSION	5,331.14	1,385.00	240.00	1,065.00	1,305.00	1,020.00
52526	COMPUTER SOFTWARE - MAI	0.00	12,878.56	0.00	11,776.01	11,776.01	11,776.01
52711	MEALS LODGING & REGISTR/	0.00	0.00	0.00	0.00	0.00	20.00
52731	TRAVEL & MILEAGE	1,080.15	0.00	0.00	0.00	0.00	275.39
52910	SUPPLIES - OFFICE	482.51	47.04	0.00	31.59	31.59	120.34
Total MATERIALS & SERVICES		66,654.29	46,225.27	19,076.36	54,642.27	73,718.63	62,454.12
53000	CAPITAL OUTLAY						
53111	CAPITAL EXPENDITURES	0.00	0.00				
Total CAPITAL OUTLAY		0.00	0.00				
Total PERINATAL		88,272.65	65,546.79	29,353.40	60,868.05	90,221.45	82,485.25

Account Number		2012 Actual	2013 Actual	Jul - Dec 2013 WASCO	Jan - June 2014 NCPHD	2014 Actual	2015 Actuals
7149	BIOTERRORISM						
51000	PERSONAL SERVICES						
51176	BUSINESS MANAGER	1,188.87	0.00	1,149.26	1,097.12	2,246.38	2,755.54
51177	CLINICAL PROGRAM SECRET.	1,812.38	5,660.06	2,931.96	2,668.49	5,600.45	5,355.41
51178	CLINICAL PROG SUPERVISOR	2,507.57	1,664.45	5,326.23	1,001.93	6,328.16	0.00
51184	HEALTH OFFICER	17,583.67	10,411.37	6,228.71	4,411.49	10,640.20	14,666.06
51192	PHN II	49,391.08	65,260.21	24,304.11	20,478.70	44,782.81	44,122.13
51202	PHEP COORDINATOR	49,955.52	39,376.80	18,759.44	14,927.93	33,687.37	41,739.36
51602	OVERTIME	0.00	365.16	4,115.58	2,940.71	7,056.29	0.00
51640	LONGEVITY	476.78	442.62	258.84	236.06	494.90	787.56
51680	VACATION CASH OUT	0.00	0.00	75.11	0.00	75.11	0.00
51681	COMP/HOLIDAY BANK CASHO	255.58	534.33	92.89	104.58	197.47	16.49
51701	FICA	8,906.92	7,744.94	4,623.40	3,574.36	8,197.76	7,977.66
51703	UNEMPLOYMENT INSURANCE	897.26	0.00	0.00	467.23	467.23	1,064.39
51705	WORKERS' COMPENSATION	537.46	463.71	282.33	228.75	511.08	518.78
51721	PERS	13,434.56	11,533.67	6,624.64	6,161.78	12,786.42	13,110.44
51729	HEALTH INSURANCE	20,728.71	20,762.71	9,755.79	10,382.95	20,138.74	16,689.77
51730	DENTAL INSURANCE	1,568.82	1,430.49	720.49	694.57	1,415.06	1,081.19
51732	LONG TERM DISABILITY	540.69	498.67	213.02	256.18	469.20	487.94
51733	LIFE INSURANCE	61.60	57.16	28.32	18.40	46.72	15.80
Total PERSONAL SERVICES		169,847.47	166,206.35	85,490.12	69,651.23	155,141.35	150,388.52
52000	MATERIALS & SERVICES						
52116	POSTAGE	0.00	19.95	5.80	0.00	5.80	0.00
52122	TELEPHONE	71.81	657.88	150.85	379.22	530.07	517.41
52398	ADMINISTRATIVE COST	737.86	1,984.73	0.00	3,453.35	3,453.35	5,475.72
52429	CONTR SRVCS - PROFESSION	50.00	5,205.00	612.03	2,575.00	3,187.03	425.00
52604	EQUIPMENT - OFFICE	0.00	1,878.27	0.00	55.39	55.39	188.01
52656	FUEL						404.36
52658	COPIER - LEASE & MAINTENA	418.12	407.46	169.14	227.47	396.61	1,165.07
52711	MEALS LODGING & REGISTR/	1,257.82	547.74	1,299.51	2,311.27	3,610.78	337.13
52731	TRAVEL & MILEAGE	963.28	512.97	897.35	644.44	1,541.79	654.22
52910	SUPPLIES - OFFICE	1,047.48	1,040.57	3,698.11	7,601.93	11,300.04	0.00
52918	SUPPLIES - EDUCATION	0.00	5,753.29	0.00	0.00	0.00	733.46
52912	SUPPLIES - MEDICAL	0.00	433.88	0.00	0.00	0.00	0.00
52936	SUPPLIES - PROGRAM/ED						
Total MATERIALS & SERVICES		4,546.37	18,441.74	6,832.79	17,248.07	24,080.86	9,900.38
Total BIOTERRORISM		174,393.84	184,648.09	92,322.91	86,899.30	179,222.21	160,288.90

Account Number		2012 Actual	2013 Actual	Jul - Dec 2013 WASCO	Jan - June 2014 NCPHD	2014 Actual	2015 Actuals
7152	HEALTH PROMOTION						
Account Number							
51000 PERSONAL SERVICES	(Healthy Com)						
Total PERSONAL SERVICES		55,430.20	0.00	0.00		0.00	16,328.10
52000 MATERIALS & SERVICES							
201.23.7152.52398 ADMINISTRATIVE COST							587.85
201.23.7152.52429 CONTRACTED SERVICES							16,840.00
201.23.7152.52510 COMPUTER SOFTWARE							6,000.00
201.23.7152.52731 TRAVEL & MILEAGE							145.60
52910 SUPPLIES - OFFICE					453.83		2,142.92
52936 SUPPLIES - PROGRAM/ED					3,010.54		4,323.76
Total MATERIALS & SERVICES		12,910.89	522.80	0.00	3,464.37	3,464.37	30,040.13
53000 CAPITAL OUTLAY							
53111 CAPITAL EXPENDITURES (CA		32250	0.00				
Total CAPITAL OUTLAY		32,250.00	0.00				
Total HEALTH PROMOTION		132,841.09	522.80	0.00	3,464.37	3,464.37	46,368.23

Account Number		2012 Actual	2013 Actual	Jul - Dec 2013 WASCO	Jan - June 2014 NCPHD	2014 Actual	2015 Actuals
7153	IMMUNIZATION SPECIAL PAYMENTS						
51176	BUSINESS MANAGER	905.86	919.39	459.72	438.85	898.57	1,101.79
51177	CLINICAL PROGRAM SECRET.	2,015.58	1,787.34	922.61	988.35	1,910.96	2,090.37
51178	CLINICAL PROG SUPERVISOR	5,015.10	1,664.44	0	0.00	0.00	0.00
51192	PHN II	7,161.16	7,321.16	5,096.35	4,724.82	9,821.17	11,287.24
51602	OVERTIME				20.85	20.85	0.00
51640	LONGEVITY	291.12	395.98	103.50	9.00	112.50	20.88
51680	VACATION CASHOUT			1,352.08	0.00	1,352.08	0.00
51681	COMP/HOLIDAY BANK CASHOUT		6.49	32.83	41.83	74.66	6.58
51701	FICA	1,127.83	1,059.60	599.43	472.98	1,072.41	1,009.91
51703	UNEMPLOYMENT INSURANCE	69.02	0.00		61.85	61.85	135.81
51705	WORKERS' COMPENSATION	288.71	479.35	185.32	200.98	386.30	483.42
51721	PERS	1,764.65	1,712.02	654.25	201.89	856.14	436.23
51729	HEALTH INSURANCE	2,716.15	2,920.41	583.12	366.01	949.13	651.48
51730	DENTAL INSURANCE	201.57	184.99	41.12	27.46	68.58	46.85
51732	LONG TERM DISABILITY	71.10	66.44	13.44	8.72	22.16	16.12
51733	LIFE INSURANCE	7.89	7.38	1.62	0.55	2.17	-0.04
Total PERSONAL SERVICES		21,635.74	18,524.99	10,045.39	7,564.14	17,609.53	17,286.64
52398	ADMINISTRATIVE COST	372.85	422.53	104.13	396.89	501.02	587.85
52429	CONTRACTED SERVICES						25.00
52711	MLR						0.00
52713	Travel						0.00
52910	SUPPLIES - OFFICE	23.35	0.00				101.00
Total MATERIALS & SERVICES		396.20	422.53	104.13	396.89	501.02	713.85
Total IMMUNIZATION SPECIAL PAYME		22,031.94	18,947.52	10,149.52	7,961.03	18,110.55	18,000.49

Account Number		2012 Actual	2013 Actual	Jul - Dec 2013 WASCO	Jan - June 2014 NCPHD	2014 Actual	2015 Actuals
7154	CACOON & CCN						
51177	CLINICAL PROGRAM SECRET.	2,370.60	3,574.68	1,709.31	1,124.48	2,833.79	2,090.37
51178	CLINICAL PROG SUPERVISOR	2,507.57	1,664.44	0	0.00	0.00	0.00
51184	HEALTH OFFICER	4,632.00	5,246.00	2,263.19	1,938.00	4,201.19	2,018.80
51191	BILLING CLERK	309.20	329.46	171.57	171.57	343.14	272.00
51192	PHN II	9,917.16	8,908.01	7,783.96	7,323.71	15,107.67	14,766.79
51602	OVERTIME	77.69	0.00	0.00	0.00	0.00	0.00
51640	LONGEVITY	198.00	120.00	59.40	38.66	98.06	77.70
51680	VACATION CASHOUT	0.00	0.00	300.46	0.00	300.46	0.00
51681	COMP/HOLIDAY CASHOUT	0.00	25.83	7.36	0.38	7.74	0.00
51701	FICA	1,392.41	1,406.07	856.97	678.97	1,535.94	1,255.75
51703	UNEMPLOYMENT INSURANCE	138.04	0.00	0.00	88.71	88.71	174.02
51705	WORKERS' COMPENSATION	222.71	251.56	66.40	49.19	115.59	90.12
51721	PERS	2,061.22	1,895.59	1,229.25	1,092.90	2,322.15	2,194.61
51729	HEALTH INSURANCE	3,705.89	3,969.64	2,551.28	3,188.16	5,739.44	5,405.57
51730	DENTAL INSURANCE	224.10	219.68	126.72	138.73	265.45	228.52
51732	LONG TERM DISABILITY	71.78	65.92	37.78	50.84	88.62	88.01
51733	LIFE INSURANCE	8.82	8.74	5.04	2.60	7.64	2.74
Total PERSONAL SERVICES		27,837.19	27,685.62	17,168.69	15,886.90	33,055.59	28,665.00
52398	ADMINISTRATIVE COST	131.26	77.13				1,207.63
52711	MEALS LODGING & REGISTRA	30.00	0.00		174.07	174.07	17.00
52731	TRAVEL & MILEAGE				6.00	6.00	0.00
52910	SUPPLIES - OFFICE	384.52	385.82	145.97	188.45	334.42	453.17
Total MATERIALS & SERVICES		545.78	462.95	145.97	368.52	514.49	1,677.80
Total CACOON & CCN		28,382.97	28,148.57	17,314.66	16,255.42	33,570.08	30,342.80

Account Number		2012 Actual	2013 Actual	Jul - Dec 2013 WASCO	Jan - June 2014 NCPHD	2014 Actual	2015 Actuals
7155	TOBACCO						
Account Number							
51000	PERSONAL SERVICES						
51175	PUBLIC HEALTH DIRECTOR	0.00	0	0	9,184.49	9184.49	3,834.50
51176	BUSINESS MANAGER	2,264.32	2,298.53	1,149.26	1,097.12	2246.38	7,106.20
51177	CLINICAL PROGRAM SECRET.	3,790.44	5,222.34	2,666.41	3,946.89	6613.3	7,339.83
51178	PROGRAM SUPERVISOR	0.00	0.00	0.00	0.00	0	43,108.97
51179	COMMUNITY HEALTH PROM (:	48,777.00	53,262.48	26,631.24	15,670.73	42301.97	0.00
51192	PHN II	5,508.60	460.00	603.22	0.00	603.22	7,371.37
51202	PHEP CRD/CHW				3,712.06	3712.06	0.00
51602	OVERTIME	0.00	861.43	0.00	514.81	514.81	99.50
51640	LONGEVITY	374.57	345.12	172.56	212.56	385.12	0.00
51681	COMP/HOLIDAY CASHOUT	0.00	1,134.66	76.92	104.58	181.5	281.10
51701	FICA	4,606.37	4,847.04	2,381.35	2,005.10	4386.45	3,950.64
51703	UNEMPLOYMENT INSURANCE	414.12	0.00	0.00	257.60	257.6	397.94
51705	WORKERS' COMPENSATION	252.96	364.46	124.78	99.05	223.83	251.87
51721	PERS	6,037.89	5,997.74	3,100.68	3,523.72	6624.4	3,575.84
51729	HEALTH INSURANCE	9,258.38	9,615.10	4,073.00	6,499.11	10572.11	7,471.65
51730	DENTAL INSURANCE	866.04	875.57	357.58	504.29	861.87	568.91
51732	LONG TERM DISABILITY	295.32	285.95	120.33	207.44	327.77	232.37
51733	LIFE INSURANCE	33.98	34.96	14.29	16.82	31.11	-70.64
Total PERSONAL SERVICES		82,479.99	85,605.38	41,471.62	47,556.37	89,027.99	85,520.05
52000	MATERIALS & SERVICES						
52398	ADMINISTRATIVE COST	1,524.93	1,574.56	0.00	1,730.70	1,730.70	4,596.90
52429	CONTRACTED SERVICES	50.00	2,476.75	0	50.00	50.00	50.00
52656	GAS & OIL	200.54	252.09	147.18	44.46	191.64	92.27
52658	COPIER - LEASE & MAINTENA	418.12	407.45	169.14	227.47	396.61	404.36
52711	MEALS LODGING & REGISTR/	82.55	2,518.00	616.19	0.00	616.19	1,476.56
52731	TRAVEL & MILEAGE	48.93	729.66	49.75	0.00	49.75	20.00
52910	SUPPLIES - OFFICE	8,849.09	592.71	153.80	40.74	194.54	1,572.34
52936	SUPPLIES - PROGRAM/ED	19.34	8.91	0.00	591.89	591.89	0.00
Total MATERIALS & SERVICES		11,193.50	8,560.13	1,136.06	2,685.26	3,821.32	8,212.43
53000	CAPITAL OUTLAY						
Total CAPITAL OUTLAY		0.00	0.00	0.00			
Total TOBACCO		93,673.49	94,165.51	42,607.68	50,241.63	92,849.31	93,732.48

Account Number		2012 Actual	2013 Actual	Jul - Dec 2013 WASCO	Jan - June 2014 NCPHD	2014 Actual	2015 Actuals
7156			WATER				
Account Number							
51000	PERSONAL SERVICES						
51176	BUSINESS MANAGER	0.00	0	459.72	438.85	898.57	1,102.25
51177	CLINICAL PROGRAM SECRET.	5,091.68	5,363.26	2,755.51	4,204.40	6,959.91	11,173.10
51181	EH SPECIALIST	11,016.92	18,705.58	3,994.60	5,104.29	9,098.89	3,481.14
51195	SUPVSING EH SPECIALIST	1,214.91	4,127.58	2,062.15	4,012.46	6,074.61	8,939.85
51602	OVERTIME	0.00	0.00	702.80	142.28	845.08	13.10
51621	CELL PHONE ALLOWANCE	12.00	36.75	15.75	41.00	56.75	90.00
51640	LONGEVITY	210.00	267.11	40.56	70.56	111.12	170.92
51681	COMP CASHOUT				41.83	41.83	6.60
51701	FICA	1,342.21	415.01	30.77	1,030.03	1,060.80	2,427.71
51703	UNEMPLOYMENT INSURANCE	138.04	2,212.40	753.49	134.76	888.25	326.90
51705	WORKERS' COMPENSATION	218.70	389.28	114.76	158.76	273.52	364.24
51721	PERS	1,870.91	3,526.16	1,171.66	1,970.51	3,142.17	4,643.30
51729	HEALTH INSURANCE	3,227.04	4,940.56	1,722.80	2,937.38	4,660.18	5,819.18
51730	DENTAL INSURANCE	322.49	449.91	140.21	206.70	346.91	403.35
51732	LONG TERM DISABILITY	81.51	132.05	36.46	76.50	112.96	167.41
51733	LIFE INSURANCE	12.72	17.88	5.60	5.67	11.27	3.70
Total PERSONAL SERVICES		24,759.13	40,583.53	14,006.84	20,575.98	34,582.82	39,132.75
52000	MATERIALS & SERVICES						
52398	ADMINISTRATIVE COST	717.63	923.68	0.00	683.38	683.38	1,597.35
MLR							0.00
TRAVEL							0.00
52910	SUPPLIES - OFFICE	0.00	0.00	0.00			0.00
Total MATERIALS & SERVICES		717.63	923.68	0.00	683.38	683.38	1,597.35
Total WATER		25,476.76	41,507.21	14,006.84	21,259.36	35,266.20	40,730.10

Account Number		2012 Actual	2013 Actual	Jul - Dec 2013 WASCO	Jan - June 2014 NCPHD	2014 Actual	2015 Actuals
7158	BABIES FIRST						
Account Number							
51177 CLINICAL PROGRAM SECRE		1,419.87	2,829.89	1,330.17	822.37	2,152.54	1,451.19
51178 CLINICAL PROG SUPERVISOF		2,507.57	1,664.44	1,331.39	1,415.25	2,746.64	2,932.37
51180 COMMUNITY HEALTH WORKE		0	9,239.47	7,205.75	7,420.76	14,626.51	20,123.45
51191 BILLING CLERK		309.20	329.46	171.48	171.41	342.89	271.56
51192 PHN II		32,994.97	38,162.18	24,972.63	22,914.23	47,886.86	48,693.96
51602 OVERTIME		310.76	0.00	0.00	0.00	0.00	0.00
51640 LONGEVITY		309.12	711.12	317.06	278.62	595.68	832.50
51680 VACATION CASHOUT		0.00	0.00	1,126.74	0.00	1,126.74	0.00
51681 COMP/HOLIDAY CASHOUT		0.00	19.94	63.82	0.37	64.19	0.00
51701 FICA		2,463.07	3,950.12	2,527.29	2,105.02	4,632.31	4,924.54
51703 UNEMPLOYMENT INSURANCE		276.08	0.00	0.00	274.89	274.89	687.40
51705 WORKERS' COMPENSATION		316.11	515.94	223.89	169.79	393.68	398.32
51721 PERS		3,775.63	6,809.68	4,194.68	4,434.99	8,629.67	10,275.97
51729 HEALTH INSURANCE		10,204.50	17,648.53	8,822.31	11,337.41	20,159.72	22,151.16
51730 DENTAL INSURANCE		603.95	953.72	466.67	538.30	1,004.97	1,002.17
51732 LONG TERM DISABILITY		177.17	273.48	133.29	189.80	323.09	371.32
51733 LIFE INSURANCE		23.57	38.10	18.57	16.46	35.03	11.43
Total PERSONAL SERVICES		55,691.57	83,146.07	52,905.74	52,089.67	104,995.41	114,127.34
52000 MATERIALS & SERVICES							
52334 OMAP PAYBACK-TCM & MAC		30,000.00	26,000.00	24,000.00	15,000.00	39,000.00	60,000.00
52398 ADMINISTRATIVE							6,595.92
52429 CONTR SERVICES - PROFESSIONAL			50.00	136.91	0.00	136.91	0.00
52658 COPIER - LEASE & MAINTENA		0.00	328.17	909.62	184.12	1,093.74	327.33
52711 MEALS LODGING & REGISTRATION						0.00	0.00
52731 TRAVEL & MILEAGE		308.08	0.00	59.26	8.95	68.21	0.00
52910 SUPPLIES - OFFICE		275.82	495.62	85.67	0.00	85.67	127.67
Total MATERIALS & SERVICES		30,583.90	26,873.79	25,191.46	15,193.07	40,384.53	67,050.92
53000 CAPITAL OUTLAY							
Total CAPITAL OUTLAY		0.00	0.00				
Total BABIES FIRST		86,275.47	110,019.86	78,097.20	67,282.74	145,379.94	181,178.26

Account Number		2012 Actual	2013 Actual	Jul - Dec 2013 WASCO	Jan - June 2014 NCPHD	2014 Actual	2015 Actuals
7159	OREGON MOTHERS CARE						
Account Number							
51000 PERSONAL SERVICES							
51180 COMMUNITY HEALTH WORKE		7,069.63	7,205.63	3,602.91	3,710.40	7,313.31	7,317.57
51640 LONGEVITY		180.00	180.00	100.00	120.00	220.00	240.00
51681 COMP/HOLIDAY BANK CASHO		0.00	0.00	15.27	0.00	15.27	0.00
51701 FICA		441.53	452.86	237.71	224.19	461.90	471.58
51703 UNEMPLOYMENT INSURANCE					29.29	29.29	66.98
51705 WORKERS' COMPENSATION		30.35	31.96	16.11	17.21	33.32	33.81
51721 PERS		928.44	945.55	469.98	544.28	1,014.26	1,117.04
51729 HEALTH INSURANCE		2,880.96	3,180.07	1,325.08	1,774.60	3,099.68	3,043.12
51730 DENTAL INSURANCE		136.23	135.05	56.35	68.61	124.96	116.92
51732 LONG TERM DISABILITY		33.55	34.52	14.40	21.86	36.26	38.06
51733 LIFE INSURANCE		5.18	5.40	2.26	1.40	3.66	-0.14
Total PERSONAL SERVICES		11,705.87	12,171.04	5,840.07	6,511.84	12,351.91	12,444.94
52000 MATERIALS & SERVICES							
52398 ADMINISTRATIVE COST		74.55	0.00	0.00			781.03
52910 SUPPLIES - OFFICE		34.24	72.90	21.10	56.15	77.25	63.00
Total MATERIALS & SERVICES		108.79	72.90	21.10	56.15	77.25	844.03
Total OREGON MOTHERS CARE		11,814.66	12,243.94	5,861.17	6,567.99	12,429.16	13,288.97
7500 PASS THROUGH							
52000 MATERIALS & SERVICES							
52336 DEQ PAYMENT					6,300.00		12,000.00
Total PASS THROUGH					6,300.00		
7999 NON-DEPARTMENTAL							
57201 CONTINGENCY					0.00		0.00
59201 UNAPPROPRIATED					0.00		0.00
TOTAL NON-DEPARTMENTAL					0.00		0.00
TOTAL EXPENDITURES		1,951,770	1,955,203	1,100,832	1,009,314	2,110,146	1,982,607

Expenditure Status Report

NORTH CENTRAL PUBLIC HEALTH DISTRICT
 7/1/2014 through 9/30/2014

201 PUBLIC HEALTH FUND
23 PUBLIC HEALTH
7141 PUBLIC HEALTH

<u>Account Number</u>	<u>Adjusted Appropriation</u>	<u>Expenditures</u>	<u>Year-to-date Expenditures</u>	<u>Year-to-date Encumbrances</u>	<u>Balance</u>	<u>Prct Used</u>
201.23.7141.52000 MATERIALS & SERVICES						
201.23.7141.52103 AGENCY LICENSES/ASSES	6,100.00	9,924.35	9,924.35	0.00	-3,824.35	162.69
201.23.7141.52104 BANK CHARGES	1,200.00	308.10	308.10	0.00	891.90	25.68
201.23.7141.52113 INSURANCE & BONDS	10,800.00	13,534.18	13,534.18	0.00	-2,734.18	125.32
201.23.7141.52116 POSTAGE	2,000.00	1,067.46	1,067.46	0.00	932.54	53.37
201.23.7141.52122 TELEPHONE	3,000.00	557.39	557.39	0.00	2,442.61	18.58
201.23.7141.52351 TRANSITIONAL SERVICES	0.00	1,232.92	1,232.92	0.00	-1,232.92	0.00
201.23.7141.52370 MISCELLANEOUS EXPENDIT	0.00	90.00	90.00	0.00	-90.00	0.00
201.23.7141.52398 ADMINISTRATIVE COST	-16,000.00	0.00	0.00	0.00	-16,000.00	0.00
201.23.7141.52429 CONTRACTED SERVICES	16,500.00	2,260.50	2,260.50	0.00	14,239.50	13.70
201.23.7141.52526 COMPUTER SOFTWARE - M	5,000.00	0.00	0.00	0.00	5,000.00	0.00
201.23.7141.52656 FUEL	10,000.00	1,461.79	1,461.79	0.00	8,538.21	14.62
201.23.7141.52657 VEHICLE REPAIR & MAINT	7,000.00	647.13	647.13	0.00	6,352.87	9.24
201.23.7141.52711 MEALS LODGING & REGISTI	3,000.00	802.25	802.25	0.00	2,197.75	26.74
201.23.7141.52731 TRAVEL & MILEAGE	500.00	737.02	737.02	0.00	-237.02	147.40
201.23.7141.52910 SUPPLIES - OFFICE	12,000.00	2,429.56	2,429.56	0.00	9,570.44	20.25
201.23.7141.52929 SUPPLIES - MEDICAL	1,600.00	390.15	390.15	0.00	1,209.85	24.38
Total PUBLIC HEALTH FUND	70,200.00	35,442.80	35,442.80	0.00	34,757.20	50.49
		33,981.01	less fuel			
		34,885.41	less phone			
		33,423.62	less phone & fuel			
	7142 0.17	33,981.01	5,776.77			
	7143 0.04	35,442.80	1,417.71			
	7144 0.17	35,442.80	6,025.28			
	7145 0.03	35,442.80	1,063.28			
	7146 0.03	34,885.41	1,046.56			
	7148 0.01	35,442.80	354.43			
	7149 0.07	33,423.62	2,339.65			
	7152 0.00	35,442.80	0.00			
	7153 0.01	35,442.80	354.43			
	7154 0.01	35,442.80	354.43			
	7155 0.05	35,442.80	1,772.14			
	7156 0.02	35,442.80	708.86			
	7158 0.07	35,442.80	2,481.00			
	7159 0.01	35,442.80	354.43			
	7207 0.05	33,981.01	1,699.05			
			<u>25,748.01</u>			

Revenue
NORTH CENTRAL PUBLIC HEALTH DISTRICT

201 PUBLIC HEALTH FUND
00 NON-DEPARTMENTAL RESOURCES
1201 PUBLIC HEALTH RESOURCES

<u>Account Number</u>	<u>2015</u> <u>Actuals</u>	<u>2016</u> <u>Revised Budget</u>	<u>2016</u> <u>Year to Date</u>	<u>2017</u> <u>Proposed</u>	<u>2017</u> <u>Approved</u>	<u>2017</u> <u>Adopted</u>
201.00.1201.400 BEGINNING FUND BALANCE						
201.00.1201.400.201 BEGINNING FUND BALANCE	0.00	257,948.00	0.00	350,000.00	0.00	0.00
Total BEGINNING FUND BALANCE	0.00	257,948.00	0.00	350,000.00	0.00	0.00
201.00.1201.417 INTEREST EARNED						
201.00.1201.417.104 INTEREST EARNED	1,201.01	1,200.00	1,250.68	1,500.00	0.00	0.00
Total INTEREST EARNED	1,201.01	1,200.00	1,250.68	1,500.00	0.00	0.00
201.00.1201.421 MISCELLANEOUS						
201.00.1201.421.250 SAIF DIVIDEND	0.00	0.00	934.00	0.00	0.00	0.00
Total MISCELLANEOUS	0.00	0.00	934.00	0.00	0.00	0.00
Total PUBLIC HEALTH RESOURCES	1,201.01	259,148.00	2,184.68	351,500.00	0.00	0.00
Total NON-DEPARTMENTAL RESOURCES	1,201.01	259,148.00	2,184.68	351,500.00	0.00	0.00

Revenue
NORTH CENTRAL PUBLIC HEALTH DISTRICT

201 PUBLIC HEALTH FUND
23 PUBLIC HEALTH
7141 PUBLIC HEALTH

<u>Account Number</u>	<u>2015 Actuals</u>	<u>2016 Revised Budget</u>	<u>2016 Year to Date</u>	<u>2017 Proposed</u>	<u>2017 Approved</u>	<u>2017 Adopted</u>
201.23.7141.411						
LICENSES FEES & PERMITS						
201.23.7141.411.167	34,182.00	38,000.00	24,211.40	36,000.00	0.00	0.00
SEWAGE SYSTEM FEES						
201.23.7141.411.181	27,200.00	26,000.00	25,805.00	28,000.00	0.00	0.00
VITAL RECORD FEES						
Total	61,382.00	64,000.00	50,016.40	64,000.00	0.00	0.00
LICENSES FEES & PERMITS						
201.23.7141.412						
INTERGOV'T REV - NON SINGLE AUDIT						
201.23.7141.412.641	13,000.00	0.00	6,500.00	0.00	0.00	0.00
STATE - HEALTHY START						
Total	13,000.00	0.00	6,500.00	0.00	0.00	0.00
INTERGOV'T REV - NON SINGLE AUDIT						
201.23.7141.414						
CHARGES FOR SERVICES						
201.23.7141.414.322	8,792.75	9,600.00	8,704.25	9,000.00	0.00	0.00
SCHOOLS CONTRACT						
201.23.7141.414.323	97,194.00	102,054.00	102,054.00	102,054.00	0.00	0.00
SHERMAN COUNTY						
201.23.7141.414.324	0.00	0.00	1,248.98	1,000.00	0.00	0.00
SHERMAN COUNTY - ME SERVICES						
201.23.7141.414.360	98,656.00	103,589.00	103,589.00	103,589.00	0.00	0.00
GILLIAM COUNTY						
201.23.7141.414.365	375,717.80	314,014.00	235,499.94	314,000.00	0.00	0.00
WASCO COUNTY						
201.23.7141.414.366	2,102.10	0.00	14,619.16	18,000.00	0.00	0.00
WASCO COUNTY - ME SERVICES						
Total	582,462.65	529,257.00	465,715.33	547,643.00	0.00	0.00
CHARGES FOR SERVICES						
201.23.7141.421						
MISCELLANEOUS						
201.23.7141.421.241	601.79	0.00	410.29	0.00	0.00	0.00
MISC RECEIPTS						
201.23.7141.421.245	15,643.39	15,723.00	7,735.75	0.00	0.00	0.00
PAYROLL REIMBURSEMENT						
Total	16,245.18	15,723.00	8,146.04	0.00	0.00	0.00
MISCELLANEOUS						
Total	673,089.83	608,980.00	530,377.77	611,643.00	0.00	0.00
PUBLIC HEALTH						

Revenue
NORTH CENTRAL PUBLIC HEALTH DISTRICT

201 PUBLIC HEALTH FUND
23 PUBLIC HEALTH
7142 WIC

<u>Account Number</u>	<u>2015</u> <u>Actuals</u>	<u>2016</u> <u>Revised Budget</u>	<u>2016</u> <u>Year to Date</u>	<u>2017</u> <u>Proposed</u>	<u>2017</u> <u>Approved</u>	<u>2017</u> <u>Adopted</u>
201.23.7142.413 INTERGOV'T REV - SINGLE AUDIT						
201.23.7142.413.897 WIC - #10.557	165,716.00	160,523.00	118,432.00	158,361.00	0.00	0.00
201.23.7142.413.902 MCH - TITLE V CAH - #93.994	0.00	0.00	0.00	12,241.00	0.00	0.00
Total INTERGOV'T REV - SINGLE AUDIT	165,716.00	160,523.00	118,432.00	170,602.00	0.00	0.00
201.23.7142.421 MISCELLANEOUS						
201.23.7142.421.241 MISC RECEIPTS	1,842.68	0.00	0.00	0.00	0.00	0.00
Total MISCELLANEOUS	1,842.68	0.00	0.00	0.00	0.00	0.00
Total WIC	167,558.68	160,523.00	118,432.00	170,602.00	0.00	0.00

Revenue
NORTH CENTRAL PUBLIC HEALTH DISTRICT

201 PUBLIC HEALTH FUND
23 PUBLIC HEALTH
7143 MCH - CAH

<u>Account Number</u>	<u>2015 Actuals</u>	<u>2016 Revised Budget</u>	<u>2016 Year to Date</u>	<u>2017 Proposed</u>	<u>2017 Approved</u>	<u>2017 Adopted</u>
201.23.7143.411						
LICENSES FEES & PERMITS						
201.23.7143.411.151	10,377.17	12,000.00	3,984.76	6,000.00	0.00	0.00
IMMUNIZATION FEES						
201.23.7143.411.164	534.52	1,200.00	1,021.97	1,200.00	0.00	0.00
NURSING SERVICE FEES						
201.23.7143.411.190	3,786.26	6,000.00	628.16	2,400.00	0.00	0.00
FEES - TPR						
Total	14,697.95	19,200.00	5,634.89	9,600.00	0.00	0.00
LICENSES FEES & PERMITS						
201.23.7143.412						
INTERGOV'T REV - NON SINGLE AUDIT						
201.23.7143.412.501	8,069.01	8,000.00	3,677.58	5,000.00	0.00	0.00
OHP FEES						
201.23.7143.412.525	284.86	0.00	0.00	0.00	0.00	0.00
COIPA						
201.23.7143.412.683	5,202.00	1,222.00	0.00	0.00	0.00	0.00
MCH - FLEXIBLE FUNDS STATE SPLIT						
201.23.7143.412.684	2,229.00	0.00	0.00	0.00	0.00	0.00
MCH - CAH STATE SPLIT						
201.23.7143.412.688	4,393.00	8,786.00	3,294.00	8,786.00	0.00	0.00
MCH/CAH - STATE GENERAL FUND						
201.23.7143.412.882	4,393.00	0.00	2,928.00	0.00	0.00	0.00
MCH-CAH GEN FUNDS - #93.778						
Total	24,570.87	18,008.00	9,899.58	13,786.00	0.00	0.00
INTERGOV'T REV - NON SINGLE AUDIT						
201.23.7143.413						
INTERGOV'T REV - SINGLE AUDIT						
201.23.7143.413.854	10,404.00	20,808.00	18,436.00	0.00	0.00	0.00
MCH TITLE V - FLEXIBLE FUNDS - #93.						
201.23.7143.413.882	0.00	0.00	366.00	0.00	0.00	0.00
MCH-CAH GEN FUNDS - #93.778						
201.23.7143.413.902	4,464.00	8,922.00	7,898.00	0.00	0.00	0.00
MCH - TITLE V CAH - #93.994						
Total	14,868.00	29,730.00	26,700.00	0.00	0.00	0.00
INTERGOV'T REV - SINGLE AUDIT						
201.23.7143.421						
MISCELLANEOUS						
Total	0.00	0.00	0.00	0.00	0.00	0.00
MISCELLANEOUS						
Total	54,136.82	66,938.00	42,234.47	23,386.00	0.00	0.00
MCH - CAH						

Revenue
NORTH CENTRAL PUBLIC HEALTH DISTRICT

201 PUBLIC HEALTH FUND
23 PUBLIC HEALTH
7144 REPRODUCTIVE HEALTH

<u>Account Number</u>	<u>2015 Actuals</u>	<u>2016 Revised Budget</u>	<u>2016 Year to Date</u>	<u>2017 Proposed</u>	<u>2017 Approved</u>	<u>2017 Adopted</u>
201.23.7144.411						
LICENSES FEES & PERMITS						
201.23.7144.411.138	3,762.98	5,000.00	228.72	3,700.00	0.00	0.00
FAMILY PLANNING FEES						
201.23.7144.411.189	1,480.00	2,000.00	847.86	1,500.00	0.00	0.00
DONATIONS						
201.23.7144.411.190	11,250.27	10,000.00	7,446.29	11,000.00	0.00	0.00
FEES - TPR						
201.23.7144.411.193	676.60	500.00	0.00	500.00	0.00	0.00
BCCP FEES						
Total	17,169.85	17,500.00	8,522.87	16,700.00	0.00	0.00
LICENSES FEES & PERMITS						
201.23.7144.412						
INTERGOV'T REV - NON SINGLE AUDIT						
201.23.7144.412.105	10,275.00	0.00	0.00	0.00	0.00	0.00
FAMILY PLANNING - STATE GF						
201.23.7144.412.501	86,167.20	70,000.00	17,765.51	80,000.00	0.00	0.00
OHP FEES						
201.23.7144.412.510	101,022.54	0.00	38,852.82	80,000.00	0.00	0.00
CCARE						
201.23.7144.412.525	863.16	3,713.00	0.00	0.00	0.00	0.00
COIPA						
Total	198,327.90	73,713.00	56,618.33	160,000.00	0.00	0.00
INTERGOV'T REV - NON SINGLE AUDIT						
201.23.7144.413						
INTERGOV'T REV - SINGLE AUDIT						
201.23.7144.413.854	0.00	0.00	0.00	28,560.00	0.00	0.00
MCH TITLE V - FLEXIBLE FUNDS - #93.						
201.23.7144.413.863	39,365.00	39,372.00	25,437.00	44,281.00	0.00	0.00
FAMILY PLANNING - #93.217						
201.23.7144.413.869	0.00	100,000.00	0.00	0.00	0.00	0.00
CCARE FEES - #93.778						
201.23.7144.413.898	8,770.00	8,760.00	7,773.00	0.00	0.00	0.00
FAMILY PLANNING - #93.994						
Total	48,135.00	148,132.00	33,210.00	72,841.00	0.00	0.00
INTERGOV'T REV - SINGLE AUDIT						
201.23.7144.421						
MISCELLANEOUS						
201.23.7144.421.245	36,501.27	37,067.00	18,050.09	0.00	0.00	0.00
PAYROLL REIMBURSEMENT						
Total	36,501.27	37,067.00	18,050.09	0.00	0.00	0.00
MISCELLANEOUS						
Total	300,134.02	276,412.00	116,401.29	249,541.00	0.00	0.00
REPRODUCTIVE HEALTH						

Revenue
NORTH CENTRAL PUBLIC HEALTH DISTRICT

201 PUBLIC HEALTH FUND
23 PUBLIC HEALTH
7145 STATE SUPPORT

<u>Account Number</u>	<u>2015</u> <u>Actuals</u>	<u>2016</u> <u>Revised Budget</u>	<u>2016</u> <u>Year to Date</u>	<u>2017</u> <u>Proposed</u>	<u>2017</u> <u>Approved</u>	<u>2017</u> <u>Adopted</u>
201.23.7145.411						
LICENSES FEES & PERMITS						
201.23.7145.411.128	2,569.32	2,300.00	211.99	2,500.00	0.00	0.00
CD PREVENTION FEES						
201.23.7145.411.173	3,938.85	5,000.00	441.09	2,000.00	0.00	0.00
STD FEES						
201.23.7145.411.190	144.50	200.00	0.00	200.00	0.00	0.00
FEES - TPR						
Total	6,652.67	7,500.00	653.08	4,700.00	0.00	0.00
LICENSES FEES & PERMITS						
201.23.7145.412						
INTERGOV'T REV - NON SINGLE AUDIT						
201.23.7145.412.501	3,680.84	4,300.00	509.26	2,500.00	0.00	0.00
OHP FEES						
201.23.7145.412.525	14.37	65.00	0.00	0.00	0.00	0.00
COIPA						
201.23.7145.412.657	32,415.00	32,415.00	25,164.00	33,555.00	0.00	0.00
STATE SUPPORT						
201.23.7145.412.666	522.00	500.00	405.00	542.00	0.00	0.00
TB CASE MANAGMENT						
Total	36,632.21	37,280.00	26,078.26	36,597.00	0.00	0.00
INTERGOV'T REV - NON SINGLE AUDIT						
201.23.7145.413						
INTERGOV'T REV - SINGLE AUDIT						
201.23.7145.413.890	494.00	500.00	207.00	267.00	0.00	0.00
TB CASE MANAGEMENT - #93.116						
Total	494.00	500.00	207.00	267.00	0.00	0.00
INTERGOV'T REV - SINGLE AUDIT						
201.23.7145.421						
MISCELLANEOUS						
Total	0.00	0.00	0.00	0.00	0.00	0.00
MISCELLANEOUS						
Total	43,778.88	45,280.00	26,938.34	41,564.00	0.00	0.00
STATE SUPPORT						

Revenue
NORTH CENTRAL PUBLIC HEALTH DISTRICT

201 PUBLIC HEALTH FUND
23 PUBLIC HEALTH
7146 ENVIRONMENTAL HEALTH

<u>Account Number</u>	<u>2015</u> <u>Actuals</u>	<u>2016</u> <u>Revised Budget</u>	<u>2016</u> <u>Year to Date</u>	<u>2017</u> <u>Proposed</u>	<u>2017</u> <u>Approved</u>	<u>2017</u> <u>Adopted</u>
201.23.7146.411 LICENSES FEES & PERMITS						
201.23.7146.411.124 LICENSE FEES	83,198.00	83,000.00	77,296.00	80,000.00	0.00	0.00
201.23.7146.411.139 FOOD HANDLER FEES	5,568.00	3,500.00	1,936.00	3,500.00	0.00	0.00
201.23.7146.411.178 TEMPORARY RESTAURANT LICENSE F	5,402.00	5,000.00	2,713.00	5,000.00	0.00	0.00
201.23.7146.411.183 FACILITY INSPECTION FEES	7,411.00	5,500.00	5,046.00	5,500.00	0.00	0.00
Total LICENSES FEES & PERMITS	101,579.00	97,000.00	86,991.00	94,000.00	0.00	0.00
201.23.7146.412 INTERGOV'T REV - NON SINGLE AUDIT						
201.23.7146.412.699 EOCCO	0.00	0.00	1,500.00	0.00	0.00	0.00
Total INTERGOV'T REV - NON SINGLE AUDIT	0.00	0.00	1,500.00	0.00	0.00	0.00
201.23.7146.421 MISCELLANEOUS						
201.23.7146.421.241 MISC RECEIPTS	1,649.00	1,200.00	919.00	1,200.00	0.00	0.00
Total MISCELLANEOUS	1,649.00	1,200.00	919.00	1,200.00	0.00	0.00
Total ENVIRONMENTAL HEALTH	103,228.00	98,200.00	89,410.00	95,200.00	0.00	0.00

Revenue
NORTH CENTRAL PUBLIC HEALTH DISTRICT

201 PUBLIC HEALTH FUND
23 PUBLIC HEALTH
7148 PERINATAL HEALTH

<u>Account Number</u>	<u>2015</u> <u>Actuals</u>	<u>2016</u> <u>Revised Budget</u>	<u>2016</u> <u>Year to Date</u>	<u>2017</u> <u>Proposed</u>	<u>2017</u> <u>Approved</u>	<u>2017</u> <u>Adopted</u>
201.23.7148.411						
LICENSES FEES & PERMITS						
201.23.7148.411.186	1,574.07	12,400.00	1,332.03	2,000.00	0.00	0.00
MCM FEES						
Total	1,574.07	12,400.00	1,332.03	2,000.00	0.00	0.00
LICENSES FEES & PERMITS						
201.23.7148.412						
INTERGOV'T REV - NON SINGLE AUDIT						
201.23.7148.412.553	2,341.00	4,682.00	1,755.00	4,682.00	0.00	0.00
PERINATAL - STATE GENERAL FUND						
201.23.7148.412.651	110,255.31	85,000.00	69,011.73	90,000.00	0.00	0.00
MEDICAID MATCH						
201.23.7148.412.881	2,341.00	0.00	1,560.00	0.00	0.00	0.00
MCH - PERINATAL - #93.778						
Total	114,937.31	89,682.00	72,326.73	94,682.00	0.00	0.00
INTERGOV'T REV - NON SINGLE AUDIT						
201.23.7148.413						
INTERGOV'T REV - SINGLE AUDIT						
201.23.7148.413.848	0.00	8,500.00	0.00	8,500.00	0.00	0.00
MEDICAID INCENTIVE PAYMENTS #93.						
201.23.7148.413.881	0.00	0.00	195.00	0.00	0.00	0.00
MCH - PERINATAL - #93.778						
Total	0.00	8,500.00	195.00	8,500.00	0.00	0.00
INTERGOV'T REV - SINGLE AUDIT						
201.23.7148.421						
MISCELLANEOUS						
201.23.7148.421.268	0.00	0.00	380.00	0.00	0.00	0.00
MISC. REIMBURSEMENT						
Total	0.00	0.00	380.00	0.00	0.00	0.00
MISCELLANEOUS						
Total	116,511.38	110,582.00	74,233.76	105,182.00	0.00	0.00
PERINATAL HEALTH						

Revenue
NORTH CENTRAL PUBLIC HEALTH DISTRICT

201 PUBLIC HEALTH FUND
23 PUBLIC HEALTH
7149 PHEP

<u>Account Number</u>	<u>2015</u> <u>Actuals</u>	<u>2016</u> <u>Revised Budget</u>	<u>2016</u> <u>Year to Date</u>	<u>2017</u> <u>Proposed</u>	<u>2017</u> <u>Approved</u>	<u>2017</u> <u>Adopted</u>
201.23.7149.412 INTERGOV'T REV - NON SINGLE AUDIT						
201.23.7149.412.599 MEDICAL RESERVE CORPS	3,500.00	3,500.00	0.00	15,000.00	0.00	0.00
Total INTERGOV'T REV - NON SINGLE AUDIT	3,500.00	3,500.00	0.00	15,000.00	0.00	0.00
201.23.7149.413 INTERGOV'T REV - SINGLE AUDIT						
201.23.7149.413.850 HOMELAND SECURITY	0.00	0.00	13,333.00	21,809.00	0.00	0.00
201.23.7149.413.899 PHEP - #93.069	156,522.00	154,709.00	116,028.00	143,392.00	0.00	0.00
Total INTERGOV'T REV - SINGLE AUDIT	156,522.00	154,709.00	129,361.00	165,201.00	0.00	0.00
201.23.7149.421 MISCELLANEOUS						
Total MISCELLANEOUS	0.00	0.00	0.00	0.00	0.00	0.00
Total PHEP	160,022.00	158,209.00	129,361.00	180,201.00	0.00	0.00

Revenue
NORTH CENTRAL PUBLIC HEALTH DISTRICT

201 PUBLIC HEALTH FUND
23 PUBLIC HEALTH
7152 HEALTH PROMOTION

<u>Account Number</u>	<u>2015</u> <u>Actuals</u>	<u>2016</u> <u>Revised Budget</u>	<u>2016</u> <u>Year to Date</u>	<u>2017</u> <u>Proposed</u>	<u>2017</u> <u>Approved</u>	<u>2017</u> <u>Adopted</u>
201.23.7152.412 INTERGOV'T REV - NON SINGLE AUDIT						
201.23.7152.412.693 PACIFIC SOURCE - HEALTHY WEIGHT	9,475.20	14,176.00	0.00	0.00	0.00	0.00
201.23.7152.412.694 MARCH OF DIMES	7,000.00	0.00	0.00	0.00	0.00	0.00
201.23.7152.412.695 EOCCO - Nursing	19,326.95	8,446.00	8,446.30	10,901.00	0.00	0.00
201.23.7152.412.696 COMMUTE OPTIONS - SAFE ROUTES	0.00	3,000.00	2,733.04	0.00	0.00	0.00
201.23.7152.412.697 OPHI	344.96	0.00	0.00	0.00	0.00	0.00
201.23.7152.412.698 PACIFIC SOURCE - QIM	0.00	0.00	90,000.00	90,000.00	0.00	0.00
201.23.7152.412.700 OHSU	0.00	0.00	0.00	50,000.00	0.00	0.00
Total INTERGOV'T REV - NON SINGLE AUDIT	36,147.11	25,622.00	101,179.34	150,901.00	0.00	0.00
201.23.7152.414 CHARGES FOR SERVICES						
201.23.7152.414.360 GILLIAM COUNTY	0.00	0.00	0.00	16,017.00	0.00	0.00
Total CHARGES FOR SERVICES	0.00	0.00	0.00	16,017.00	0.00	0.00
201.23.7152.421 MISCELLANEOUS						
Total MISCELLANEOUS	0.00	0.00	0.00	0.00	0.00	0.00
Total HEALTH PROMOTION	36,147.11	25,622.00	101,179.34	166,918.00	0.00	0.00

Revenue
NORTH CENTRAL PUBLIC HEALTH DISTRICT

201 PUBLIC HEALTH FUND
23 PUBLIC HEALTH
7153 IMMUNIZATION SPECIAL PAYMENTS

<u>Account Number</u>	<u>2015</u> <u>Actuals</u>	<u>2016</u> <u>Revised Budget</u>	<u>2016</u> <u>Year to Date</u>	<u>2017</u> <u>Proposed</u>	<u>2017</u> <u>Approved</u>	<u>2017</u> <u>Adopted</u>
201.23.7153.412 INTERGOV'T REV - NON SINGLE AUDIT						
201.23.7153.412.686 ISP - STATE OF OREGON	8,970.50	8,971.00	6,224.00	8,872.00	0.00	0.00
201.23.7153.412.873 ISP - #93.778	8,970.50	0.00	5,485.00	8,872.00	0.00	0.00
Total INTERGOV'T REV - NON SINGLE AUDIT	17,941.00	8,971.00	11,709.00	17,744.00	0.00	0.00
201.23.7153.413 INTERGOV'T REV - SINGLE AUDIT						
201.23.7153.413.873 ISP - #93.778	0.00	8,971.00	739.00	0.00	0.00	0.00
Total INTERGOV'T REV - SINGLE AUDIT	0.00	8,971.00	739.00	0.00	0.00	0.00
201.23.7153.421 MISCELLANEOUS						
Total MISCELLANEOUS	0.00	0.00	0.00	0.00	0.00	0.00
Total IMMUNIZATION SPECIAL PAYMENTS	17,941.00	17,942.00	12,448.00	17,744.00	0.00	0.00

Revenue
NORTH CENTRAL PUBLIC HEALTH DISTRICT

201 PUBLIC HEALTH FUND
23 PUBLIC HEALTH
7154 CACOON & CCN

<u>Account Number</u>	<u>2015</u> <u>Actuals</u>	<u>2016</u> <u>Revised Budget</u>	<u>2016</u> <u>Year to Date</u>	<u>2017</u> <u>Proposed</u>	<u>2017</u> <u>Approved</u>	<u>2017</u> <u>Adopted</u>
201.23.7154.412 INTERGOV'T REV - NON SINGLE AUDIT						
201.23.7154.412.652 OHP - TARGETED CASE MANAGMENT	30,999.56	26,000.00	24,242.71	26,000.00	0.00	0.00
201.23.7154.412.671 COMMUNITY CONNECTIONS NETWOF	11,431.62	8,800.00	4,694.00	8,800.00	0.00	0.00
201.23.7154.412.672 CCN - PHYSICIAN	2,595.60	3,460.00	882.50	6,000.00	0.00	0.00
201.23.7154.412.673 CACOON	9,314.40	10,958.00	2,191.62	10,958.00	0.00	0.00
Total INTERGOV'T REV - NON SINGLE AUDIT	54,341.18	49,218.00	32,010.83	51,758.00	0.00	0.00
201.23.7154.421 MISCELLANEOUS						
201.23.7154.421.241 MISC RECEIPTS	200.24	0.00	0.00	0.00	0.00	0.00
Total MISCELLANEOUS	200.24	0.00	0.00	0.00	0.00	0.00
Total CACOON & CCN	54,541.42	49,218.00	32,010.83	51,758.00	0.00	0.00

Revenue
NORTH CENTRAL PUBLIC HEALTH DISTRICT

201 PUBLIC HEALTH FUND
23 PUBLIC HEALTH
7155 TOBACCO PREV & ED

<u>Account Number</u>	<u>2015 Actuals</u>	<u>2016 Revised Budget</u>	<u>2016 Year to Date</u>	<u>2017 Proposed</u>	<u>2017 Approved</u>	<u>2017 Adopted</u>
201.23.7155.412 INTERGOV'T REV - NON SINGLE AUDIT						
201.23.7155.412.668 TOBACCO PREVENTION & EDUCATIO	93,666.00	93,666.00	67,412.00	93,619.00	0.00	0.00
Total INTERGOV'T REV - NON SINGLE AUDIT	93,666.00	93,666.00	67,412.00	93,619.00	0.00	0.00
201.23.7155.421 MISCELLANEOUS						
201.23.7155.421.241 MISC RECEIPTS	0.00	0.00	80.00	0.00	0.00	0.00
Total MISCELLANEOUS	0.00	0.00	80.00	0.00	0.00	0.00
Total TOBACCO PREV & ED	93,666.00	93,666.00	67,492.00	93,619.00	0.00	0.00

Revenue
NORTH CENTRAL PUBLIC HEALTH DISTRICT

201 PUBLIC HEALTH FUND
23 PUBLIC HEALTH
7156 WATER

<u>Account Number</u>	<u>2015 Actuals</u>	<u>2016 Revised Budget</u>	<u>2016 Year to Date</u>	<u>2017 Proposed</u>	<u>2017 Approved</u>	<u>2017 Adopted</u>
201.23.7156.412 INTERGOV'T REV - NON SINGLE AUDIT						
201.23.7156.412.632 WATER SYSTEM	17,394.00	14,061.00	13,500.00	13,499.00	0.00	0.00
Total INTERGOV'T REV - NON SINGLE AUDIT	17,394.00	14,061.00	13,500.00	13,499.00	0.00	0.00
201.23.7156.413 INTERGOV'T REV - SINGLE AUDIT						
201.23.7156.413.895 WATER SYST - #66.432	14,250.00	14,061.00	10,120.00	15,186.00	0.00	0.00
201.23.7156.413.896 WATER/SURVEY FEES #66.468	10,539.00	14,061.00	8,015.00	13,499.00	0.00	0.00
Total INTERGOV'T REV - SINGLE AUDIT	24,789.00	28,122.00	18,135.00	28,685.00	0.00	0.00
201.23.7156.421 MISCELLANEOUS						
Total MISCELLANEOUS	0.00	0.00	0.00	0.00	0.00	0.00
Total WATER	42,183.00	42,183.00	31,635.00	42,184.00	0.00	0.00

Revenue
NORTH CENTRAL PUBLIC HEALTH DISTRICT

201 PUBLIC HEALTH FUND
23 PUBLIC HEALTH
7158 BABIES FIRST

<u>Account Number</u>	<u>2015</u> <i>Actuals</i>	<u>2016</u> <i>Revised Budget</i>	<u>2016</u> <i>Year to Date</i>	<u>2017</u> <i>Proposed</i>	<u>2017</u> <i>Approved</i>	<u>2017</u> <i>Adopted</i>
201.23.7158.412 INTERGOV'T REV - NON SINGLE AUDIT						
201.23.7158.412.613 BABIES FIRST	14,947.00	14,947.00	11,205.00	14,951.00	0.00	0.00
201.23.7158.412.652 OHP - TARGETED CASE MANAGMENT	179,630.00	120,000.00	144,505.97	200,000.00	0.00	0.00
Total INTERGOV'T REV - NON SINGLE AUDIT	194,577.00	134,947.00	155,710.97	214,951.00	0.00	0.00
201.23.7158.421 MISCELLANEOUS						
Total MISCELLANEOUS	0.00	0.00	0.00	0.00	0.00	0.00
Total BABIES FIRST	194,577.00	134,947.00	155,710.97	214,951.00	0.00	0.00

Revenue
NORTH CENTRAL PUBLIC HEALTH DISTRICT

201 PUBLIC HEALTH FUND
23 PUBLIC HEALTH
7159 OREGON MOTHERS CARE

<u>Account Number</u>	<u>2015</u> <u>Actuals</u>	<u>2016</u> <u>Revised Budget</u>	<u>2016</u> <u>Year to Date</u>	<u>2017</u> <u>Proposed</u>	<u>2017</u> <u>Approved</u>	<u>2017</u> <u>Adopted</u>
201.23.7159.412 INTERGOV'T REV - NON SINGLE AUDIT						
201.23.7159.412.685 OREGON MOTHERS CARE STATE SPL	2,034.00	0.00	0.00	0.00	0.00	0.00
Total INTERGOV'T REV - NON SINGLE AUDIT	2,034.00	0.00	0.00	0.00	0.00	0.00
201.23.7159.413 INTERGOV'T REV - SINGLE AUDIT						
201.23.7159.413.879 OREGON MOTHERS CARE - #93.994	4,070.00	8,138.00	5,337.00	7,124.00	0.00	0.00
Total INTERGOV'T REV - SINGLE AUDIT	4,070.00	8,138.00	5,337.00	7,124.00	0.00	0.00
201.23.7159.421 MISCELLANEOUS						
Total MISCELLANEOUS	0.00	0.00	0.00	0.00	0.00	0.00
Total OREGON MOTHERS CARE	6,104.00	8,138.00	5,337.00	7,124.00	0.00	0.00

Revenue
NORTH CENTRAL PUBLIC HEALTH DISTRICT

201 PUBLIC HEALTH FUND
23 PUBLIC HEALTH
7500 PASS THROUGH

<u>Account Number</u>	<u>2015 Actuals</u>	<u>2016 Revised Budget</u>	<u>2016 Year to Date</u>	<u>2017 Proposed</u>	<u>2017 Approved</u>	<u>2017 Adopted</u>
201.23.7500.411 LICENSES FEES & PERMITS						
201.23.7500.411.199 DEQ FEES	12,000.00	10,000.00	7,700.00	10,000.00	0.00	0.00
Total LICENSES FEES & PERMITS	12,000.00	10,000.00	7,700.00	10,000.00	0.00	0.00
Total PASS THROUGH	12,000.00	10,000.00	7,700.00	10,000.00	0.00	0.00

Revenue
NORTH CENTRAL PUBLIC HEALTH DISTRICT

201 PUBLIC HEALTH FUND
23 PUBLIC HEALTH
7999 NON-DEPARTMENTAL

<u>Account Number</u>	<u>2015 Actuals</u>	<u>2016 Revised Budget</u>	<u>2016 Year to Date</u>	<u>2017 Proposed</u>	<u>2017 Approved</u>	<u>2017 Adopted</u>
201.23.7999.421 MISCELLANEOUS						
Total MISCELLANEOUS	0.00	0.00	0.00	0.00	0.00	0.00
Total NON-DEPARTMENTAL	0.00	0.00	0.00	0.00	0.00	0.00
Total PUBLIC HEALTH	2,075,619.14	1,906,840.00	1,540,901.77	2,081,617.00	0.00	0.00
Total PUBLIC HEALTH FUND	2,076,820.15	2,165,988.00	1,543,086.45	2,433,117.00	0.00	0.00
Grand Total	2,076,820.15	2,165,988.00	1,543,086.45	2,433,117.00	0.00	0.00

04/07/2016 8:08PM

NORTH CENTRAL PUBLIC HEALTH DISTRICT

201 PUBLIC HEALTH FUND
 23 PUBLIC HEALTH
 7141 PUBLIC HEALTH

<u>Account Number</u>	<u>2015 Actuals</u>	<u>2016 Adopted</u>	<u>2016 Year to Date</u>	<u>2017 Proposed</u>	<u>2017 Approved</u>	<u>2017 Adopted</u>
201.23.7141.51000 PERSONAL SERVICES						
201.23.7141.51175 PUBLIC HEALTH DIRECTOR	68,684.08	74,568.00	55,933.56	75,696.00	0.00	0.00
201.23.7141.51176 FINANCE MANAGER	29,278.27	34,476.00	28,094.48	36,759.00	0.00	0.00
201.23.7141.51177 PROGRAM SECRETARY	40,981.25	54,805.00	30,839.18	28,635.00	0.00	0.00
201.23.7141.51178 PROGRAM SUPERVISOR	33,715.14	40,116.00	25,052.47	35,378.00	0.00	0.00
201.23.7141.51181 EH SPECIALIST	20,506.33	28,380.00	21,281.49	28,800.00	0.00	0.00
201.23.7141.51182 ACCOUNTING CLERK	6,724.37	9,336.00	8,136.29	14,208.00	0.00	0.00
201.23.7141.51184 HEALTH OFFICER	28,554.96	32,167.00	27,478.00	35,408.00	0.00	0.00
201.23.7141.51185 NURSE PRACTITIONER	23,751.05	23,753.00	11,875.55	0.00	0.00	0.00
201.23.7141.51186 EXECUTIVE ASSISTANT	0.00	0.00	0.00	12,162.00	0.00	0.00
201.23.7141.51190 OFFICE SPECIALIST	4,971.72	4,975.00	2,009.22	2,386.00	0.00	0.00
201.23.7141.51191 BILLING CLERK	5,865.23	263.00	121.50	0.00	0.00	0.00
201.23.7141.51192 PHN II	36,110.14	35,755.00	18,204.23	19,573.00	0.00	0.00
201.23.7141.51195 SUPERVISING EH SPECIALIST	21,395.79	35,905.00	28,161.54	38,117.00	0.00	0.00
201.23.7141.51602 OVERTIME	32.74	0.00	0.00	0.00	0.00	0.00
201.23.7141.51621 CELL PHONE ALLOWANCE	900.00	960.00	936.25	1,350.00	0.00	0.00
201.23.7141.51640 LONGEVITY	1,975.88	2,934.00	2,090.00	2,897.00	0.00	0.00
201.23.7141.51681 COMP/HOLIDAY BANK CASHOUT	204.53	0.00	0.00	0.00	0.00	0.00
201.23.7141.51701 FICA	27,017.48	28,217.00	19,320.75	24,177.00	0.00	0.00
201.23.7141.51703 UNEMPLOYMENT INSURANCE	3,570.58	3,598.00	2,441.55	3,088.00	0.00	0.00
201.23.7141.51705 WORKERS COMP	2,819.74	2,243.00	1,483.61	2,039.00	0.00	0.00
201.23.7141.51721 PERS	45,859.71	57,754.00	37,582.12	47,383.00	0.00	0.00
201.23.7141.51729 HEALTH INSURANCE	49,612.47	52,714.00	38,831.53	57,625.00	0.00	0.00
201.23.7141.51730 DENTAL INSURANCE	3,494.62	3,557.00	2,463.34	3,497.00	0.00	0.00
201.23.7141.51732 LTD	1,605.90	1,664.00	1,141.78	1,543.00	0.00	0.00

201 PUBLIC HEALTH FUND
23 PUBLIC HEALTH
7141 PUBLIC HEALTH

<i>Account Number</i>	<i>2015 Actuals</i>	<i>2016 Adopted</i>	<i>2016 Year to Date</i>	<i>2017 Proposed</i>	<i>2017 Approved</i>	<i>2017 Adopted</i>
201.23.7141.51733 LIFE INSURANCE	32.86	101.00	72.98	91.00	0.00	0.00
Total PERSONAL SERVICES	457,664.84	528,241.00	363,551.42	470,812.00	0.00	0.00
201.23.7141.52000 MATERIALS & SERVICES						
201.23.7141.52101 ADVERTISING & PROMOTIONS	500.00	0.00	105.00	0.00	0.00	0.00
201.23.7141.52103 AGENCY LICENSES/ASSESS/PERMITS	6,486.35	6,000.00	4,523.46	6,400.00	0.00	0.00
201.23.7141.52104 BANK CHARGES	1,365.20	1,400.00	890.08	1,400.00	0.00	0.00
201.23.7141.52113 INSURANCE & BONDS	13,534.18	14,000.00	13,955.49	14,807.00	0.00	0.00
201.23.7141.52115 LEGAL NOTICES & PUBLISHING	595.08	300.00	0.00	600.00	0.00	0.00
201.23.7141.52116 POSTAGE	3,972.11	4,000.00	1,859.19	3,000.00	0.00	0.00
201.23.7141.52122 TELEPHONE	3,063.67	3,000.00	1,168.59	4,000.00	0.00	0.00
201.23.7141.52325 LEGAL COUNSEL	5,952.50	8,000.00	2,256.98	6,000.00	0.00	0.00
201.23.7141.52340 REFUNDS	556.00	0.00	0.00	0.00	0.00	0.00
201.23.7141.52351 TRANSITIONAL SERVICES	1,232.92	0.00	0.00	0.00	0.00	0.00
201.23.7141.52370 MISCELLANEOUS EXPENDITURES	363.75	360.00	191.25	0.00	0.00	0.00
201.23.7141.52398 ADMINISTRATIVE COST	66,060.85-	60,000.00-	31,385.00-	66,900.00-	0.00	0.00
201.23.7141.52429 CONTRACTED SERVICES	17,724.80	17,400.00	13,592.08	20,200.00	0.00	0.00
201.23.7141.52526 COMPUTER SOFTWARE - MAINTENANC	4,460.41	4,500.00	4,609.83	4,700.00	0.00	0.00
201.23.7141.52656 FUEL	5,488.85	10,000.00	3,268.72	5,000.00	0.00	0.00
201.23.7141.52657 VEHICLE REPAIR & MAINT	3,384.79	5,000.00	1,681.71	5,000.00	0.00	0.00
201.23.7141.52658 COPIER LEASE & MAINT	0.00	0.00	0.00	1,500.00	0.00	0.00
201.23.7141.52661 TIRES	807.65	2,000.00	561.52	2,000.00	0.00	0.00
201.23.7141.52701 TRAINING AND EDUCATION	0.00	5,000.00	0.00	5,000.00	0.00	0.00
201.23.7141.52711 MEALS LODGING & REGISTRATION	3,932.58	3,000.00	1,434.53	3,000.00	0.00	0.00
201.23.7141.52731 TRAVEL & MILEAGE	1,362.86	1,000.00	155.88	500.00	0.00	0.00
201.23.7141.52910 SUPPLIES - OFFICE	11,173.23	12,000.00	7,172.96	12,000.00	0.00	0.00

201 PUBLIC HEALTH FUND
 23 PUBLIC HEALTH
 7141 PUBLIC HEALTH

<i>Account Number</i>	<i>2015 Actuals</i>	<i>2016 Adopted</i>	<i>2016 Year to Date</i>	<i>2017 Proposed</i>	<i>2017 Approved</i>	<i>2017 Adopted</i>
201.23.7141.52919 SUPPLIES - EQUIPMENT	0.00	14,000.00	0.00	10,000.00	0.00	0.00
201.23.7141.52929 SUPPLIES - MEDICAL	2,317.44	1,600.00	1,285.26	2,400.00	0.00	0.00
Total MATERIALS & SERVICES	22,213.52	52,560.00	27,327.53	40,607.00	0.00	0.00
201.23.7141.53000 CAPITAL						
Total CAPITAL	0.00	0.00	0.00	0.00	0.00	0.00
Total PUBLIC HEALTH	479,878.36	580,801.00	390,878.95	511,419.00	0.00	0.00

04/07/2016

8:08PM

NORTH CENTRAL PUBLIC HEALTH DISTRICT

201 PUBLIC HEALTH FUND
 23 PUBLIC HEALTH
 7142 WIC

<i>Account Number</i>	<i>2015 Actuals</i>	<i>2016 Adopted</i>	<i>2016 Year to Date</i>	<i>2017 Proposed</i>	<i>2017 Approved</i>	<i>2017 Adopted</i>
201.23.7142.51000	PERSONAL SERVICES					
201.23.7142.51176	FINANCE MANAGER	1,102.25	3,602.00	2,935.25	3,841.00	0.00
201.23.7142.51177	PROGRAM SECRETARY	1,451.19	5,694.00	4,252.85	0.00	0.00
201.23.7142.51178	PROGRAM SUPERVISOR	2,932.50	3,086.00	1,597.25	1,089.00	0.00
201.23.7142.51182	ACCOUNTING CLERK	0.00	0.00	2,254.94	2,557.00	0.00
201.23.7142.51186	EXECUTIVE ASSISTANT	0.00	0.00	0.00	6,081.00	0.00
201.23.7142.51187	NUTRITION PROG ASSIST	25,353.48	26,628.00	3,246.57	0.00	0.00
201.23.7142.51190	OFFICE SPECIALIST	0.00	0.00	9,966.38	14,910.00	0.00
201.23.7142.51192	PHN II	14,256.13	13,622.00	10,345.02	13,824.00	0.00
201.23.7142.51197	NUTRITION PROG TECH	62,541.48	64,070.00	47,818.02	66,674.00	0.00
201.23.7142.51602	OVERTIME	155.45	0.00	0.00	0.00	0.00
201.23.7142.51621	CELL PHONE ALLOWANCE	0.00	0.00	13.75	12.00	0.00
201.23.7142.51640	LONGEVITY	396.00	474.00	342.00	540.00	0.00
201.23.7142.51681	COMP/HOLIDAY BANK CASHOUT	6.60	0.00	0.00	0.00	0.00
201.23.7142.51701	FICA	7,980.57	8,655.00	6,071.24	8,036.00	0.00
201.23.7142.51703	UNEMPLOYMENT INSURANCE	967.88	1,135.00	785.20	1,052.00	0.00
201.23.7142.51705	WORKERS COMP	490.16	504.00	333.31	460.00	0.00
201.23.7142.51721	PERS	13,947.34	15,356.00	10,842.45	14,345.00	0.00
201.23.7142.51729	HEALTH INSURANCE	27,102.41	28,984.00	20,088.14	26,984.00	0.00
201.23.7142.51730	DENTAL INSURANCE	1,999.95	2,078.00	1,406.80	1,871.00	0.00
201.23.7142.51732	LTD	561.85	596.00	419.10	548.00	0.00
201.23.7142.51733	LIFE INSURANCE	12.80	31.00	21.95	24.00	0.00
Total	PERSONAL SERVICES	161,258.04	174,515.00	122,740.22	162,848.00	0.00
201.23.7142.52000	MATERIALS & SERVICES					
201.23.7142.52116	POSTAGE	1,154.65	500.00	1,334.15	1,500.00	0.00

201 PUBLIC HEALTH FUND
 23 PUBLIC HEALTH
 7142 WIC

<i>Account Number</i>	<i>2015 Actuals</i>	<i>2016 Adopted</i>	<i>2016 Year to Date</i>	<i>2017 Proposed</i>	<i>2017 Approved</i>	<i>2017 Adopted</i>
201.23.7142.52398 ADMINISTRATIVE COST	14,650.54	15,000.00	6,105.00	15,000.00	0.00	0.00
201.23.7142.52429 CONTRACTED SERVICES	4,275.00	6,000.00	2,565.00	4,000.00	0.00	0.00
201.23.7142.52656 FUEL	505.93	500.00	282.39	500.00	0.00	0.00
201.23.7142.52711 MEALS LODGING & REGISTRATION	1,279.19	1,200.00	0.00	0.00	0.00	0.00
201.23.7142.52731 TRAVEL & MILEAGE	483.20	100.00	0.00	0.00	0.00	0.00
201.23.7142.52910 SUPPLIES - OFFICE	2,879.80	500.00	761.92	500.00	0.00	0.00
201.23.7142.52918 SUPPLIES - EDUCATION	19.21	0.00	38.83	0.00	0.00	0.00
201.23.7142.52929 SUPPLIES - MEDICAL	794.08	200.00	658.40	200.00	0.00	0.00
201.23.7142.52936 SUPPLIES - PROGRAM/ED	0.00	0.00	0.00	1,000.00	0.00	0.00
Total MATERIALS & SERVICES	26,041.60	24,000.00	11,745.69	22,700.00	0.00	0.00
Total WIC	187,299.64	198,515.00	134,485.91	185,548.00	0.00	0.00

04/07/2016

8:08PM

NORTH CENTRAL PUBLIC HEALTH DISTRICT

201 PUBLIC HEALTH FUND
 23 PUBLIC HEALTH
 7143 MCH - CAH

<i>Account Number</i>	<i>2015 Actuals</i>	<i>2016 Adopted</i>	<i>2016 Year to Date</i>	<i>2017 Proposed</i>	<i>2017 Approved</i>	<i>2017 Adopted</i>
201.23.7143.51000	PERSONAL SERVICES					
201.23.7143.51176	FINANCE MANAGER	2,204.50	1,029.00	838.70	1,097.00	0.00
201.23.7143.51177	PROGRAM SECRETARY	4,267.11	2,249.00	4,674.72	5,303.00	0.00
201.23.7143.51178	PROGRAM SUPERVISOR	2,932.50	3,086.00	1,597.25	1,089.00	0.00
201.23.7143.51180	COMMUNITY HEALTH WORKER	1,829.49	0.00	0.00	0.00	0.00
201.23.7143.51182	ACCOUNTING CLERK	0.00	0.00	715.04	1,137.00	0.00
201.23.7143.51183	FAMILY PLANNING AIDE	2,843.21	0.00	0.00	0.00	0.00
201.23.7143.51186	EXECUTIVE ASSISTANT	0.00	0.00	0.00	1,622.00	0.00
201.23.7143.51190	OFFICE SPECIALIST	7,623.21	7,629.00	2,828.25	3,280.00	0.00
201.23.7143.51191	BILLING CLERK	8,158.27	263.00	121.50	0.00	0.00
201.23.7143.51192	PHN II	37,055.52	11,460.00	11,736.34	25,730.00	0.00
201.23.7143.51621	CELL PHONE ALLOWANCE	0.00	0.00	13.75	12.00	0.00
201.23.7143.51640	LONGEVITY	250.24	151.00	91.12	121.00	0.00
201.23.7143.51681	COMP/HOLIDAY BANK CASHOUT	13.20	0.00	0.00	0.00	0.00
201.23.7143.51701	FICA	5,086.35	1,871.00	1,625.89	2,846.00	0.00
201.23.7143.51703	UNEMPLOYMENT INSURANCE	665.57	242.00	210.94	380.00	0.00
201.23.7143.51705	WORKERS COMP	377.54	152.00	133.62	206.00	0.00
201.23.7143.51721	PERS	8,157.16	3,432.00	2,506.43	3,148.00	0.00
201.23.7143.51729	HEALTH INSURANCE	12,484.74	5,885.00	4,787.55	6,821.00	0.00
201.23.7143.51730	DENTAL INSURANCE	908.96	361.00	280.50	377.00	0.00
201.23.7143.51732	LTD	335.28	107.00	102.93	179.00	0.00
201.23.7143.51733	LIFE INSURANCE	5.97	11.00	9.01	14.00	0.00
Total	PERSONAL SERVICES	95,198.82	37,928.00	32,273.54	53,362.00	0.00
201.23.7143.52000	MATERIALS & SERVICES					
201.23.7143.52354	VACCINE	10,188.47	10,000.00	3,653.62	10,000.00	0.00

201 PUBLIC HEALTH FUND
 23 PUBLIC HEALTH
 7143 MCH - CAH

<i>Account Number</i>	<i>2015 Actuals</i>	<i>2016 Adopted</i>	<i>2016 Year to Date</i>	<i>2017 Proposed</i>	<i>2017 Approved</i>	<i>2017 Adopted</i>
201.23.7143.52398 ADMINISTRATIVE COST	3,769.08	3,500.00	1,592.00	3,000.00	0.00	0.00
201.23.7143.52429 CONTRACTED SERVICES	154.00	0.00	2,339.00	400.00	0.00	0.00
201.23.7143.52526 COMPUTER SOFTWARE - MAINTENANC	3,002.88	1,791.00	9,051.42	4,000.00	0.00	0.00
201.23.7143.52711 MEALS LODGING & REGISTRATION	480.00	0.00	0.00	0.00	0.00	0.00
201.23.7143.52731 TRAVEL & MILEAGE	49.18	0.00	0.00	0.00	0.00	0.00
201.23.7143.52910 SUPPLIES - OFFICE	87.00	300.00	0.00	300.00	0.00	0.00
201.23.7143.52929 SUPPLIES - MEDICAL	257.61	500.00	289.10	500.00	0.00	0.00
Total MATERIALS & SERVICES	17,988.22	16,091.00	16,925.14	18,200.00	0.00	0.00
Total MCH - CAH	113,187.04	54,019.00	49,198.68	71,562.00	0.00	0.00

201 PUBLIC HEALTH FUND
23 PUBLIC HEALTH
7144 REPRODUCTIVE HEALTH

<i>Account Number</i>	<i>2015 Actuals</i>	<i>2016 Adopted</i>	<i>2016 Year to Date</i>	<i>2017 Proposed</i>	<i>2017 Approved</i>	<i>2017 Adopted</i>
201.23.7144.51000	PERSONAL SERVICES					
201.23.7144.51176	FINANCE MANAGER	5,511.03	4,631.00	3,773.91	4,938.00	0.00
201.23.7144.51177	PROGRAM SECRETARY	5,441.85	10,863.00	17,285.51	17,676.00	0.00
201.23.7144.51178	PROGRAM SUPERVISOR	2,932.50	3,086.00	1,597.25	1,089.00	0.00
201.23.7144.51182	ACCOUNTING CLERK	0.00	0.00	2,969.93	3,694.00	0.00
201.23.7144.51183	FAMILY PLANNING AIDE	25,589.32	18,095.00	14,046.42	22,313.00	0.00
201.23.7144.51184	HEALTH OFFICER	1,984.14	0.00	5,724.05	37,668.00	0.00
201.23.7144.51185	NURSE PRACTITIONER	55,418.95	55,423.00	27,709.45	0.00	0.00
201.23.7144.51186	EXECUTIVE ASSISTANT	0.00	0.00	0.00	7,702.00	0.00
201.23.7144.51190	OFFICE SPECIALIST	16,572.34	16,584.00	6,365.03	7,455.00	0.00
201.23.7144.51191	BILLING CLERK	13,597.30	658.00	303.73	0.00	0.00
201.23.7144.51192	PHN II	65,433.45	40,521.00	21,527.07	26,422.00	0.00
201.23.7144.51621	CELL PHONE ALLOWANCE	0.00	0.00	13.75	12.00	0.00
201.23.7144.51640	LONGEVITY	469.32	592.00	300.48	513.00	0.00
201.23.7144.51681	COMP/HOLIDAY BANK CASHOUT	32.99	0.00	0.00	0.00	0.00
201.23.7144.51701	FICA	14,708.61	11,363.00	7,537.19	9,281.00	0.00
201.23.7144.51703	UNEMPLOYMENT INSURANCE	1,917.89	1,264.00	945.74	1,217.00	0.00
201.23.7144.51705	WORKERS COMP	917.72	647.00	417.86	544.00	0.00
201.23.7144.51721	PERS	24,252.12	20,398.00	12,573.23	10,680.00	0.00
201.23.7144.51729	HEALTH INSURANCE	30,645.63	26,045.00	17,906.84	28,601.00	0.00
201.23.7144.51730	DENTAL INSURANCE	2,345.48	2,033.00	1,201.29	1,567.00	0.00
201.23.7144.51732	LTD	949.93	638.00	458.85	572.00	0.00
201.23.7144.51733	LIFE INSURANCE	15.54	50.00	25.65	32.00	0.00
Total	PERSONAL SERVICES	268,736.11	212,891.00	142,683.23	181,976.00	0.00
201.23.7144.52000	MATERIALS & SERVICES					

201 PUBLIC HEALTH FUND
23 PUBLIC HEALTH
7144 REPRODUCTIVE HEALTH

<i>Account Number</i>	<i>2015 Actuals</i>	<i>2016 Adopted</i>	<i>2016 Year to Date</i>	<i>2017 Proposed</i>	<i>2017 Approved</i>	<i>2017 Adopted</i>
201.23.7144.52340 REFUNDS	0.00	0.00	215.87	0.00	0.00	0.00
201.23.7144.52369 LAB EXPENSES	3,245.41	4,000.00	1,929.60	4,000.00	0.00	0.00
201.23.7144.52398 ADMINISTRATIVE COST	15,430.80	14,600.00	6,620.00	14,600.00	0.00	0.00
201.23.7144.52429 CONTRACTED SERVICES	2,080.41	500.00	3,006.00	0.00	0.00	0.00
201.23.7144.52526 COMPUTER SOFTWARE - MAINTENANC	6,098.22	7,674.00	11,314.28	6,000.00	0.00	0.00
201.23.7144.52711 MEALS LODGING & REGISTRATION	1,149.20	800.00	0.00	800.00	0.00	0.00
201.23.7144.52731 TRAVEL & MILEAGE	199.93	200.00	0.00	200.00	0.00	0.00
201.23.7144.52910 SUPPLIES - OFFICE	189.03	500.00	212.38	500.00	0.00	0.00
201.23.7144.52929 SUPPLIES - MEDICAL	5,630.94	7,000.00	1,943.95	7,000.00	0.00	0.00
201.23.7144.52944 SUPPLIES - CONTRACEPTIVE	70,166.47	70,000.00	40,310.36	75,000.00	0.00	0.00
Total MATERIALS & SERVICES	104,190.41	105,274.00	65,552.44	108,100.00	0.00	0.00
201.23.7144.53000 CAPITAL						
201.23.7144.53000 CAPITAL	6,900.00	0.00	0.00	0.00	0.00	0.00
Total CAPITAL	6,900.00	0.00	0.00	0.00	0.00	0.00
Total REPRODUCTIVE HEALTH	379,826.52	318,165.00	208,235.67	290,076.00	0.00	0.00

201 PUBLIC HEALTH FUND
23 PUBLIC HEALTH
7145 STATE SUPPORT

<i>Account Number</i>	<i>2015 Actuals</i>	<i>2016 Adopted</i>	<i>2016 Year to Date</i>	<i>2017 Proposed</i>	<i>2017 Approved</i>	<i>2017 Adopted</i>
201.23.7145.51000	PERSONAL SERVICES					
201.23.7145.51176	FINANCE MANAGER	0.00	515.00	419.13	549.00	0.00
201.23.7145.51177	PROGRAM SECRETARY	3,541.51	1,139.00	850.59	0.00	0.00
201.23.7145.51178	PROGRAM SUPERVISOR	2,932.50	3,086.00	1,597.25	1,089.00	0.00
201.23.7145.51182	ACCOUNTING CLERK	0.00	0.00	536.27	853.00	0.00
201.23.7145.51186	EXECUTIVE ASSISTANT	0.00	0.00	0.00	1,216.00	0.00
201.23.7145.51190	OFFICE SPECIALIST	3,977.02	3,980.00	1,527.57	1,789.00	0.00
201.23.7145.51191	BILLING CLERK	815.87	66.00	30.39	0.00	0.00
201.23.7145.51192	PHN II	16,705.67	24,065.00	12,129.46	12,033.00	0.00
201.23.7145.51621	CELL PHONE ALLOWANCE	0.00	0.00	13.75	12.00	0.00
201.23.7145.51640	LONGEVITY	185.76	300.00	129.48	84.00	0.00
201.23.7145.51701	FICA	2,041.23	2,339.00	1,315.46	1,238.00	0.00
201.23.7145.51703	UNEMPLOYMENT INSURANCE	270.40	284.00	163.19	161.00	0.00
201.23.7145.51705	WORKERS COMP	131.59	143.00	76.32	74.00	0.00
201.23.7145.51721	PERS	3,778.03	6,017.00	2,982.78	2,047.00	0.00
201.23.7145.51729	HEALTH INSURANCE	5,234.37	6,560.00	4,227.69	3,720.00	0.00
201.23.7145.51730	DENTAL INSURANCE	344.92	367.00	231.84	209.00	0.00
201.23.7145.51732	LTD	144.70	167.00	85.34	76.00	0.00
201.23.7145.51733	LIFE INSURANCE	3.39	13.00	8.65	8.00	0.00
Total	PERSONAL SERVICES	40,106.96	49,041.00	26,325.16	25,158.00	0.00
201.23.7145.52000	MATERIALS & SERVICES					
201.23.7145.52369	LAB EXPENSES	1,025.95	1,000.00	514.50	1,500.00	0.00
201.23.7145.52398	ADMINISTRATIVE COST	2,665.57	2,600.00	1,371.00	3,000.00	0.00
201.23.7145.52429	CONTRACTED SERVICES	269.15	100.00	659.00	0.00	0.00
201.23.7145.52526	COMPUTER SOFTWARE - MAINTENANC	1,051.45	1,535.00	2,262.86	1,500.00	0.00

201 PUBLIC HEALTH FUND
 23 PUBLIC HEALTH
 7145 STATE SUPPORT

<i>Account Number</i>	<i>2015 Actuals</i>	<i>2016 Adopted</i>	<i>2016 Year to Date</i>	<i>2017 Proposed</i>	<i>2017 Approved</i>	<i>2017 Adopted</i>
201.23.7145.52711 MEALS LODGING & REGISTRATION	297.64	200.00	0.00	400.00	0.00	0.00
201.23.7145.52731 TRAVEL & MILEAGE	69.59	50.00	18.63	200.00	0.00	0.00
201.23.7145.52910 SUPPLIES - OFFICE	130.71	100.00	22.53	500.00	0.00	0.00
201.23.7145.52929 SUPPLIES - MEDICAL	1,329.65	1,000.00	1,033.12	1,500.00	0.00	0.00
201.23.7145.52936 SUPPLIES - PROGRAM/ED	72.49	0.00	0.00	0.00	0.00	0.00
Total MATERIALS & SERVICES	6,912.20	6,585.00	5,881.64	8,600.00	0.00	0.00
Total STATE SUPPORT	47,019.16	55,626.00	32,206.80	33,758.00	0.00	0.00

201 PUBLIC HEALTH FUND
 23 PUBLIC HEALTH
 7146 ENVIRONMENTAL HEALTH

<i>Account Number</i>	<i>2015 Actuals</i>	<i>2016 Adopted</i>	<i>2016 Year to Date</i>	<i>2017 Proposed</i>	<i>2017 Approved</i>	<i>2017 Adopted</i>
201.23.7146.51000	PERSONAL SERVICES					
201.23.7146.51176	FINANCE MANAGER	3,260.00	1,029.00	838.70	1,097.00	0.00
201.23.7146.51177	PROGRAM SECRETARY	13,983.63	12,010.00	8,969.66	10,606.00	0.00
201.23.7146.51181	EH SPECIALIST	32,763.17	17,028.00	14,187.65	23,040.00	0.00
201.23.7146.51182	ACCOUNTING CLERK	0.00	0.00	715.04	1,137.00	0.00
201.23.7146.51186	EXECUTIVE ASSISTANT	0.00	0.00	0.00	1,622.00	0.00
201.23.7146.51195	SUPERVISING EH SPECIALIST	17,343.93	11,968.00	9,387.18	12,706.00	0.00
201.23.7146.51602	OVERTIME	19.64	0.00	0.00	0.00	0.00
201.23.7146.51621	CELL PHONE ALLOWANCE	90.00	120.00	90.00	120.00	0.00
201.23.7146.51640	LONGEVITY	150.08	358.00	273.00	482.00	0.00
201.23.7146.51701	FICA	2,839.40	3,166.00	2,551.76	3,774.00	0.00
201.23.7146.51703	UNEMPLOYMENT INSURANCE	382.12	415.00	328.95	491.00	0.00
201.23.7146.51705	WORKERS COMP	450.29	460.00	347.21	558.00	0.00
201.23.7146.51721	PERS	5,409.88	7,747.00	5,871.65	8,704.00	0.00
201.23.7146.51729	HEALTH INSURANCE	6,444.94	7,203.00	6,105.88	8,726.00	0.00
201.23.7146.51730	DENTAL INSURANCE	461.80	500.00	405.40	598.00	0.00
201.23.7146.51732	LTD	195.16	217.00	174.98	256.00	0.00
201.23.7146.51733	LIFE INSURANCE	6.48	15.00	12.07	15.00	0.00
Total	PERSONAL SERVICES	83,800.52	62,236.00	50,259.13	73,932.00	0.00
201.23.7146.52000	MATERIALS & SERVICES					
201.23.7146.52122	TELEPHONE	511.42	600.00	227.72	500.00	0.00
201.23.7146.52335	OREGON STATE PAYBACK	7,915.68	6,500.00	4,473.70	9,000.00	0.00
201.23.7146.52398	ADMINISTRATIVE COST	2,735.41	2,700.00	2,047.00	4,000.00	0.00
201.23.7146.52429	CONTRACTED SERVICES	0.00	0.00	50.00	0.00	0.00
201.23.7146.52604	EQUIPMENT - OFFICE	0.00	400.00	0.00	400.00	0.00

201 PUBLIC HEALTH FUND
 23 PUBLIC HEALTH
 7146 ENVIRONMENTAL HEALTH

<i>Account Number</i>	<i>2015 Actuals</i>	<i>2016 Adopted</i>	<i>2016 Year to Date</i>	<i>2017 Proposed</i>	<i>2017 Approved</i>	<i>2017 Adopted</i>
201.23.7146.52711 MEALS LODGING & REGISTRATION	1,222.46	400.00	0.00	1,200.00	0.00	0.00
201.23.7146.52731 TRAVEL & MILEAGE	247.11	100.00	0.00	207.00	0.00	0.00
201.23.7146.52910 SUPPLIES - OFFICE	459.93	500.00	481.89	1,000.00	0.00	0.00
201.23.7146.52919 SUPPLIES - EQUIPMENT	87.99	100.00	102.99	100.00	0.00	0.00
Total MATERIALS & SERVICES	13,180.00	11,300.00	7,383.30	16,407.00	0.00	0.00
Total ENVIRONMENTAL HEALTH	96,980.52	73,536.00	57,642.43	90,339.00	0.00	0.00

04/07/2016

8:08PM

NORTH CENTRAL PUBLIC HEALTH DISTRICT

201 PUBLIC HEALTH FUND
 23 PUBLIC HEALTH
 7148 PERINATAL HEALTH

<i>Account Number</i>	<i>2015 Actuals</i>	<i>2016 Adopted</i>	<i>2016 Year to Date</i>	<i>2017 Proposed</i>	<i>2017 Approved</i>	<i>2017 Adopted</i>
201.23.7148.51000	PERSONAL SERVICES					
201.23.7148.51177	PROGRAM SECRETARY	0.00	380.00	283.56	0.00	0.00
201.23.7148.51178	PROGRAM SUPERVISOR	2,932.50	3,086.00	1,597.25	0.00	0.00
201.23.7148.51180	COMMUNITY HEALTH WORKER	7,317.57	5,486.00	4,114.04	5,569.00	0.00
201.23.7148.51182	ACCOUNTING CLERK	0.00	0.00	178.79	284.00	0.00
201.23.7148.51186	EXECUTIVE ASSISTANT	0.00	0.00	0.00	405.00	0.00
201.23.7148.51192	PHN II	2,280.73	13,509.00	10,283.87	13,709.00	0.00
201.23.7148.51621	CELL PHONE ALLOWANCE	0.00	0.00	13.75	0.00	0.00
201.23.7148.51640	LONGEVITY	247.00	255.00	188.28	255.00	0.00
201.23.7148.51701	FICA	833.09	1,516.00	1,108.67	1,334.00	0.00
201.23.7148.51703	UNEMPLOYMENT INSURANCE	116.36	197.00	141.93	174.00	0.00
201.23.7148.51705	WORKERS COMP	58.55	98.00	66.76	85.00	0.00
201.23.7148.51721	PERS	1,832.92	3,517.00	2,492.10	3,073.00	0.00
201.23.7148.51729	HEALTH INSURANCE	4,171.75	7,388.00	5,442.92	7,201.00	0.00
201.23.7148.51730	DENTAL INSURANCE	175.30	344.00	254.07	329.00	0.00
201.23.7148.51732	LTD	64.57	92.00	83.90	78.00	0.00
201.23.7148.51733	LIFE INSURANCE	0.79	14.00	9.37	9.00	0.00
Total	PERSONAL SERVICES	20,031.13	35,882.00	26,259.26	32,505.00	0.00
201.23.7148.52000	MATERIALS & SERVICES					
201.23.7148.52334	TCM & MAC MATCH	48,300.10	40,000.00	21,578.19	50,000.00	0.00
201.23.7148.52398	ADMINISTRATIVE COST	942.28	900.00	457.00	900.00	0.00
201.23.7148.52429	CONTRACTED SERVICES	1,020.00	1,040.00	1,195.00	1,500.00	0.00
201.23.7148.52526	COMPUTER SOFTWARE - MAINTENANC	11,776.01	0.00	0.00	0.00	0.00
201.23.7148.52711	MEALS LODGING & REGISTRATION	20.00	0.00	0.00	0.00	0.00
201.23.7148.52731	TRAVEL & MILEAGE	275.39	0.00	0.00	0.00	0.00

201 PUBLIC HEALTH FUND
 23 PUBLIC HEALTH
 7148 PERINATAL HEALTH

<i>Account Number</i>	<i>2015 Actuals</i>	<i>2016 Adopted</i>	<i>2016 Year to Date</i>	<i>2017 Proposed</i>	<i>2017 Approved</i>	<i>2017 Adopted</i>
201.23.7148.52910 SUPPLIES - OFFICE	120.34	100.00	0.00	0.00	0.00	0.00
Total MATERIALS & SERVICES	62,454.12	42,040.00	23,230.19	52,400.00	0.00	0.00
Total PERINATAL HEALTH	82,485.25	77,922.00	49,489.45	84,905.00	0.00	0.00

201 PUBLIC HEALTH FUND
23 PUBLIC HEALTH
7149 PHEP

<i>Account Number</i>	<i>2015 Actuals</i>	<i>2016 Adopted</i>	<i>2016 Year to Date</i>	<i>2017 Proposed</i>	<i>2017 Approved</i>	<i>2017 Adopted</i>
201.23.7149.51000	PERSONAL SERVICES					
201.23.7149.51176	FINANCE MANAGER	2,755.54	1,544.00	1,257.95	1,646.00	0.00
201.23.7149.51177	PROGRAM SECRETARY	5,355.41	2,657.00	1,984.70	0.00	0.00
201.23.7149.51182	ACCOUNTING CLERK	0.00	0.00	1,038.10	1,137.00	0.00
201.23.7149.51184	HEALTH OFFICER	14,666.06	17,321.00	14,290.21	0.00	0.00
201.23.7149.51186	EXECUTIVE ASSISTANT	0.00	0.00	0.00	2,838.00	0.00
201.23.7149.51192	PHN II	44,122.13	34,281.00	21,508.93	32,769.00	0.00
201.23.7149.51202	PHEP COORDINATOR	41,739.36	49,212.00	38,599.20	52,248.00	0.00
201.23.7149.51640	LONGEVITY	787.56	708.00	447.00	636.00	0.00
201.23.7149.51681	COMP/HOLIDAY BANK CASHOUT	16.49	0.00	0.00	0.00	0.00
201.23.7149.51701	FICA	7,977.66	7,813.00	5,539.99	6,587.00	0.00
201.23.7149.51703	UNEMPLOYMENT INSURANCE	1,064.39	996.00	710.13	852.00	0.00
201.23.7149.51705	WORKERS COMP	518.78	455.00	298.94	383.00	0.00
201.23.7149.51721	PERS	13,110.44	14,063.00	9,145.39	12,814.00	0.00
201.23.7149.51729	HEALTH INSURANCE	16,689.77	15,074.00	12,535.58	18,561.00	0.00
201.23.7149.51730	DENTAL INSURANCE	1,081.19	990.00	799.03	1,160.00	0.00
201.23.7149.51732	LTD	487.94	450.00	325.93	410.00	0.00
201.23.7149.51733	LIFE INSURANCE	15.80	28.00	22.05	28.00	0.00
Total	PERSONAL SERVICES	150,388.52	145,592.00	108,503.13	132,069.00	0.00
201.23.7149.52000	MATERIALS & SERVICES					
201.23.7149.52122	TELEPHONE	517.41	400.00	343.45	500.00	0.00
201.23.7149.52398	ADMINISTRATIVE COST	5,475.72	5,500.00	3,233.00	6,000.00	0.00
201.23.7149.52429	CONTRACTED SERVICES	425.00	300.00	50.00	300.00	0.00
201.23.7149.52656	FUEL	188.01	300.00	18.97	200.00	0.00
201.23.7149.52658	COPIER LEASE & MAINT	404.36	400.00	429.93	0.00	0.00

201 PUBLIC HEALTH FUND
 23 PUBLIC HEALTH
 7149 PHEP

<i>Account Number</i>	<i>2015 Actuals</i>	<i>2016 Adopted</i>	<i>2016 Year to Date</i>	<i>2017 Proposed</i>	<i>2017 Approved</i>	<i>2017 Adopted</i>
201.23.7149.52701 TRAINING AND EDUCATION	0.00	0.00	0.00	1,419.00	0.00	0.00
201.23.7149.52711 MEALS LODGING & REGISTRATION	1,165.07	500.00	677.30	2,200.00	0.00	0.00
201.23.7149.52731 TRAVEL & MILEAGE	337.13	100.00	27.22	100.00	0.00	0.00
201.23.7149.52910 SUPPLIES - OFFICE	654.22	500.00	254.02	7,843.00	0.00	0.00
201.23.7149.52929 SUPPLIES - MEDICAL	733.46	0.00	0.00	0.00	0.00	0.00
201.23.7149.52936 SUPPLIES - PROGRAM/ED	0.00	3,700.00	1,467.67	11,571.00	0.00	0.00
Total MATERIALS & SERVICES	9,900.38	11,700.00	6,501.56	30,133.00	0.00	0.00
201.23.7149.53000 CAPITAL						
201.23.7149.53301 EQUIPMENT - CAPITAL	0.00	0.00	13,315.00	18,000.00	0.00	0.00
Total CAPITAL	0.00	0.00	13,315.00	18,000.00	0.00	0.00
Total PHEP	160,288.90	157,292.00	128,319.69	180,202.00	0.00	0.00

04/07/2016

8:08PM

NORTH CENTRAL PUBLIC HEALTH DISTRICT

201 PUBLIC HEALTH FUND
23 PUBLIC HEALTH
7152 HEALTH PROMOTION

<i>Account Number</i>	<i>2015 Actuals</i>	<i>2016 Adopted</i>	<i>2016 Year to Date</i>	<i>2017 Proposed</i>	<i>2017 Approved</i>	<i>2017 Adopted</i>
201.23.7152.51000	PERSONAL SERVICES					
201.23.7152.51180	COMMUNITY HEALTH WORKER	0.00	0.00	0.00	49,837.00	0.00
201.23.7152.51184	HEALTH OFFICER	0.00	0.00	0.00	2,260.00	0.00
201.23.7152.51190	OFFICE SPECIALIST	0.00	0.00	0.00	22,528.00	0.00
201.23.7152.51192	PHN II	12,383.94	6,811.00	4,550.57	0.00	0.00
201.23.7152.51640	LONGEVITY	9.60	36.00	24.00	0.00	0.00
201.23.7152.51650	CD ON - CALL	0.00	0.00	0.00	5,340.00	0.00
201.23.7152.51701	FICA	741.58	475.00	317.06	5,694.00	0.00
201.23.7152.51703	UNEMPLOYMENT INSURANCE	103.96	62.00	40.85	92.00	0.00
201.23.7152.51705	WORKERS COMP	51.56	30.00	19.42	313.00	0.00
201.23.7152.51721	PERS	1,318.83	1,392.00	853.64	9,328.00	0.00
201.23.7152.51729	HEALTH INSURANCE	1,553.78	1,736.00	1,151.24	34,750.00	0.00
201.23.7152.51730	DENTAL INSURANCE	112.58	87.00	58.24	3,345.00	0.00
201.23.7152.51732	LTD	51.79	28.00	23.46	29.00	0.00
201.23.7152.51733	LIFE INSURANCE	0.48	4.00	2.29	90.00	0.00
Total	PERSONAL SERVICES	16,328.10	10,661.00	7,040.77	133,606.00	0.00
201.23.7152.52000	MATERIALS & SERVICES					
201.23.7152.52398	ADMINISTRATIVE COST	587.85	600.00	0.00	5,000.00	0.00
201.23.7152.52429	CONTRACTED SERVICES	16,840.00	14,176.00	25.00	23,200.00	0.00
201.23.7152.52510	COMPUTER SOFTWARE	6,000.00	0.00	0.00	0.00	0.00
201.23.7152.52731	TRAVEL & MILEAGE	145.60	0.00	0.00	200.00	0.00
201.23.7152.52910	SUPPLIES - OFFICE	2,142.92	0.00	129.45	0.00	0.00
201.23.7152.52936	SUPPLIES - PROGRAM/ED	4,323.76	0.00	793.65	12,690.00	0.00
Total	MATERIALS & SERVICES	30,040.13	14,776.00	948.10	41,090.00	0.00

201 PUBLIC HEALTH FUND
23 PUBLIC HEALTH

Total	HEALTH PROMOTION	46,368.23	25,437.00	7,988.87	174,696.00	0.00	0.00
-------	------------------	-----------	-----------	----------	------------	------	------

201 PUBLIC HEALTH FUND
23 PUBLIC HEALTH
7153 IMMUNIZATION SPECIAL PAYMENTS

<i>Account Number</i>	<i>2015 Actuals</i>	<i>2016 Adopted</i>	<i>2016 Year to Date</i>	<i>2017 Proposed</i>	<i>2017 Approved</i>	<i>2017 Adopted</i>
201.23.7153.51000	PERSONAL SERVICES					
201.23.7153.51176	FINANCE MANAGER	1,101.79	1,029.00	838.70	1,097.00	0.00
201.23.7153.51177	PROGRAM SECRETARY	2,090.37	1,825.00	382.56	0.00	0.00
201.23.7153.51182	ACCOUNTING CLERK	0.00	0.00	178.67	284.00	0.00
201.23.7153.51186	EXECUTIVE ASSISTANT	0.00	0.00	0.00	405.00	0.00
201.23.7153.51192	PHN II	11,287.24	9,082.00	9,346.92	9,216.00	0.00
201.23.7153.51640	LONGEVITY	20.88	24.00	18.00	24.00	0.00
201.23.7153.51681	COMP/HOLIDAY BANK CASHOUT	6.58	0.00	0.00	0.00	0.00
201.23.7153.51701	FICA	1,009.91	908.00	814.80	830.00	0.00
201.23.7153.51703	UNEMPLOYMENT INSURANCE	135.81	122.00	110.54	112.00	0.00
201.23.7153.51705	WORKERS COMP	483.42	380.00	370.87	364.00	0.00
201.23.7153.51721	PERS	436.23	449.00	232.45	298.00	0.00
201.23.7153.51729	HEALTH INSURANCE	651.48	595.00	328.69	437.00	0.00
201.23.7153.51730	DENTAL INSURANCE	46.85	41.00	18.96	24.00	0.00
201.23.7153.51732	LTD	16.12	15.00	7.12	9.00	0.00
201.23.7153.51733	LIFE INSURANCE	0.04	1.00	0.64	1.00	0.00
Total	PERSONAL SERVICES	17,286.64	14,471.00	12,648.92	13,101.00	0.00
201.23.7153.52000	MATERIALS & SERVICES					
201.23.7153.52398	ADMINISTRATIVE COST	587.85	700.00	457.00	800.00	0.00
201.23.7153.52429	CONTRACTED SERVICES	25.00	0.00	0.00	0.00	0.00
201.23.7153.52711	MEALS LODGING & REGISTRATION	0.00	500.00	0.00	500.00	0.00
201.23.7153.52731	TRAVEL & MILEAGE	0.00	100.00	0.00	100.00	0.00
201.23.7153.52910	SUPPLIES - OFFICE	101.00	50.00	0.00	3,243.00	0.00
Total	MATERIALS & SERVICES	713.85	1,350.00	457.00	4,643.00	0.00

201 PUBLIC HEALTH FUND
23 PUBLIC HEALTH

Total	IMMUNIZATION SPECIAL PAYMENTS	18,000.49	15,821.00	13,105.92	17,744.00	0.00	0.00
--------------	-------------------------------	-----------	-----------	-----------	-----------	------	------

201 PUBLIC HEALTH FUND
23 PUBLIC HEALTH
7154 CACOON & CCN

<i>Account Number</i>	<i>2015 Actuals</i>	<i>2016 Adopted</i>	<i>2016 Year to Date</i>	<i>2017 Proposed</i>	<i>2017 Approved</i>	<i>2017 Adopted</i>
201.23.7154.51000	PERSONAL SERVICES					
201.23.7154.51177	PROGRAM SECRETARY	2,090.37	1,475.00	1,067.16	1,061.00	0.00
201.23.7154.51180	COMMUNITY HEALTH WORKER	0.00	3,016.00	1,755.77	0.00	0.00
201.23.7154.51182	ACCOUNTING CLERK	0.00	0.00	676.30	2,273.00	0.00
201.23.7154.51184	HEALTH OFFICER	2,018.80	216.00	2,364.88	0.00	0.00
201.23.7154.51185	NURSE PRACTITIONER	0.00	0.00	1,759.24	11,424.00	0.00
201.23.7154.51186	EXECUTIVE ASSISTANT	0.00	0.00	0.00	405.00	0.00
201.23.7154.51191	BILLING CLERK	272.00	13.00	6.08	0.00	0.00
201.23.7154.51192	PHN II	14,766.79	16,006.00	12,158.79	16,243.00	0.00
201.23.7154.51640	LONGEVITY	77.70	92.00	69.62	174.00	0.00
201.23.7154.51701	FICA	1,255.75	1,364.00	1,331.11	2,134.00	0.00
201.23.7154.51703	UNEMPLOYMENT INSURANCE	174.02	147.00	169.46	278.00	0.00
201.23.7154.51705	WORKERS COMP	90.12	90.00	79.94	133.00	0.00
201.23.7154.51721	PERS	2,194.61	2,651.00	2,028.26	2,598.00	0.00
201.23.7154.51729	HEALTH INSURANCE	5,405.57	6,942.00	5,082.13	7,112.00	0.00
201.23.7154.51730	DENTAL INSURANCE	228.52	341.00	222.63	287.00	0.00
201.23.7154.51732	LTD	88.01	74.00	80.09	82.00	0.00
201.23.7154.51733	LIFE INSURANCE	2.74	9.00	5.30	7.00	0.00
Total	PERSONAL SERVICES	28,665.00	32,436.00	28,856.76	44,211.00	0.00
201.23.7154.52000	MATERIALS & SERVICES					
201.23.7154.52398	ADMINISTRATIVE COST	1,207.63	900.00	1,134.00	1,200.00	0.00
201.23.7154.52711	MEALS LODGING & REGISTRATION	17.00	0.00	0.00	0.00	0.00
201.23.7154.52910	SUPPLIES - OFFICE	453.17	150.00	528.40	450.00	0.00
Total	MATERIALS & SERVICES	1,677.80	1,050.00	1,662.40	1,650.00	0.00

201 PUBLIC HEALTH FUND
 23 PUBLIC HEALTH

Total	CACOON & CCN	30,342.80	33,486.00	30,519.16	45,861.00	0.00	0.00
--------------	--------------	-----------	-----------	-----------	-----------	------	------

201 PUBLIC HEALTH FUND
23 PUBLIC HEALTH
7155 TOBACCO PREV & ED

<i>Account Number</i>	<i>2015 Actuals</i>	<i>2016 Adopted</i>	<i>2016 Year to Date</i>	<i>2017 Proposed</i>	<i>2017 Approved</i>	<i>2017 Adopted</i>
201.23.7155.51000	PERSONAL SERVICES					
201.23.7155.51176	FINANCE MANAGER	3,834.50	1,544.00	1,257.95	1,646.00	0.00
201.23.7155.51177	PROGRAM SECRETARY	7,106.20	5,928.00	1,991.35	0.00	0.00
201.23.7155.51178	PROGRAM SUPERVISOR	7,339.83	3,086.00	5,886.05	13,607.00	0.00
201.23.7155.51179	COMMUNITY HEALTH PROMOTER	43,108.97	46,288.00	27,752.28	45,864.00	0.00
201.23.7155.51180	COMMUNITY HEALTH WORKER	0.00	3,016.00	1,755.77	0.00	0.00
201.23.7155.51182	ACCOUNTING CLERK	0.00	0.00	717.20	284.00	0.00
201.23.7155.51186	EXECUTIVE ASSISTANT	0.00	0.00	0.00	2,432.00	0.00
201.23.7155.51202	PHEP COORDINATOR	7,371.37	0.00	0.00	0.00	0.00
201.23.7155.51621	CELL PHONE ALLOWANCE	0.00	0.00	51.25	150.00	0.00
201.23.7155.51640	LONGEVITY	99.50	36.00	27.00	36.00	0.00
201.23.7155.51681	COMP/HOLIDAY BANK CASHOUT	281.10	0.00	0.00	0.00	0.00
201.23.7155.51701	FICA	3,950.64	4,512.00	2,966.10	4,870.00	0.00
201.23.7155.51703	UNEMPLOYMENT INSURANCE	397.94	324.00	323.09	633.00	0.00
201.23.7155.51705	WORKERS COMP	251.87	258.00	162.83	269.00	0.00
201.23.7155.51721	PERS	3,575.84	7,826.00	5,157.93	8,349.00	0.00
201.23.7155.51729	HEALTH INSURANCE	7,471.65	10,521.00	5,849.62	2,826.00	0.00
201.23.7155.51730	DENTAL INSURANCE	568.91	830.00	448.28	209.00	0.00
201.23.7155.51732	LTD	232.37	294.00	176.12	92.00	0.00
201.23.7155.51733	LIFE INSURANCE	70.64	31.00	16.43	6.00	0.00
Total	PERSONAL SERVICES	85,520.05	84,494.00	54,539.25	81,273.00	0.00
201.23.7155.52000	MATERIALS & SERVICES					
201.23.7155.52398	ADMINISTRATIVE COST	4,596.90	4,800.00	2,293.00	4,800.00	0.00
201.23.7155.52429	CONTRACTED SERVICES	50.00	800.00	25.00	1,100.00	0.00
201.23.7155.52656	FUEL	92.27	201.00	81.30	0.00	0.00

201 PUBLIC HEALTH FUND
 23 PUBLIC HEALTH
 7155 TOBACCO PREV & ED

<i>Account Number</i>	<i>2015 Actuals</i>	<i>2016 Adopted</i>	<i>2016 Year to Date</i>	<i>2017 Proposed</i>	<i>2017 Approved</i>	<i>2017 Adopted</i>
201.23.7155.52658 COPIER LEASE & MAINT	404.36	375.00	429.93	0.00	0.00	0.00
201.23.7155.52711 MEALS LODGING & REGISTRATION	1,476.56	1,400.00	537.82	1,300.00	0.00	0.00
201.23.7155.52731 TRAVEL & MILEAGE	20.00	400.00	551.20	189.00	0.00	0.00
201.23.7155.52910 SUPPLIES - OFFICE	1,572.34	259.00	1,271.57	3,957.00	0.00	0.00
201.23.7155.52936 SUPPLIES - PROGRAM/ED	0.00	0.00	525.50	1,000.00	0.00	0.00
Total MATERIALS & SERVICES	8,212.43	8,235.00	5,715.32	12,346.00	0.00	0.00
Total TOBACCO PREV & ED	93,732.48	92,729.00	60,254.57	93,619.00	0.00	0.00

201 PUBLIC HEALTH FUND
23 PUBLIC HEALTH
7156 WATER

<i>Account Number</i>	<i>2015 Actuals</i>	<i>2016 Adopted</i>	<i>2016 Year to Date</i>	<i>2017 Proposed</i>	<i>2017 Approved</i>	<i>2017 Adopted</i>
201.23.7156.51000	PERSONAL SERVICES					
201.23.7156.51176	1,102.25	515.00	419.36	549.00	0.00	0.00
201.23.7156.51177	11,173.10	7,753.00	5,790.70	7,070.00	0.00	0.00
201.23.7156.51181	3,481.14	11,352.00	7,093.84	5,760.00	0.00	0.00
201.23.7156.51182	0.00	0.00	286.46	284.00	0.00	0.00
201.23.7156.51186	0.00	0.00	0.00	811.00	0.00	0.00
201.23.7156.51195	8,939.85	11,968.00	9,387.18	12,706.00	0.00	0.00
201.23.7156.51602	13.10	0.00	0.00	0.00	0.00	0.00
201.23.7156.51621	90.00	120.00	90.00	120.00	0.00	0.00
201.23.7156.51640	170.92	314.00	226.50	346.00	0.00	0.00
201.23.7156.51681	6.60	0.00	0.00	0.00	0.00	0.00
201.23.7156.51701	2,427.71	2,393.00	1,726.96	2,048.00	0.00	0.00
201.23.7156.51703	326.90	314.00	221.95	267.00	0.00	0.00
201.23.7156.51705	364.24	361.00	237.54	295.00	0.00	0.00
201.23.7156.51721	4,643.30	5,932.00	3,995.77	4,684.00	0.00	0.00
201.23.7156.51729	5,819.18	5,200.00	4,048.45	4,770.00	0.00	0.00
201.23.7156.51730	403.35	366.00	266.77	323.00	0.00	0.00
201.23.7156.51732	167.41	163.00	117.88	139.00	0.00	0.00
201.23.7156.51733	3.70	11.00	7.77	7.00	0.00	0.00
Total	39,132.75	46,762.00	33,917.13	40,179.00	0.00	0.00
201.23.7156.52000	MATERIALS & SERVICES					
201.23.7156.52398	1,597.35	1,600.00	914.00	1,800.00	0.00	0.00
201.23.7156.52910	0.00	200.00	0.00	200.00	0.00	0.00
Total	1,597.35	1,800.00	914.00	2,000.00	0.00	0.00

201 PUBLIC HEALTH FUND
23 PUBLIC HEALTH

Total	WATER	40,730.10	48,562.00	34,831.13	42,179.00	0.00	0.00
-------	-------	-----------	-----------	-----------	-----------	------	------

04/07/2016

8:08PM

NORTH CENTRAL PUBLIC HEALTH DISTRICT

201 PUBLIC HEALTH FUND
 23 PUBLIC HEALTH
 7158 BABIES FIRST

<i>Account Number</i>	<i>2015 Actuals</i>	<i>2016 Adopted</i>	<i>2016 Year to Date</i>	<i>2017 Proposed</i>	<i>2017 Approved</i>	<i>2017 Adopted</i>
201.23.7158.51000						
PERSONAL SERVICES						
201.23.7158.51176	0.00	1,544.00	1,257.95	1,646.00	0.00	0.00
FINANCE MANAGER						
201.23.7158.51177	1,451.19	2,657.00	2,216.88	354.00	0.00	0.00
PROGRAM SECRETARY						
201.23.7158.51178	2,932.37	3,086.00	1,596.95	1,089.00	0.00	0.00
PROGRAM SUPERVISOR						
201.23.7158.51180	20,123.45	29,806.00	22,843.99	33,696.00	0.00	0.00
COMMUNITY HEALTH WORKER						
201.23.7158.51182	0.00	0.00	824.82	284.00	0.00	0.00
ACCOUNTING CLERK						
201.23.7158.51186	0.00	0.00	0.00	2,838.00	0.00	0.00
EXECUTIVE ASSISTANT						
201.23.7158.51191	271.56	53.00	24.30	0.00	0.00	0.00
BILLING CLERK						
201.23.7158.51192	48,693.96	46,884.00	36,398.39	54,490.00	0.00	0.00
PHN II						
201.23.7158.51621	0.00	0.00	13.75	12.00	0.00	0.00
CELL PHONE ALLOWANCE						
201.23.7158.51640	832.50	1,066.00	798.52	1,256.00	0.00	0.00
LONGEVITY						
201.23.7158.51701	4,924.54	5,679.00	4,403.68	6,425.00	0.00	0.00
FICA						
201.23.7158.51703	687.40	678.00	558.41	827.00	0.00	0.00
UNEMPLOYMENT INSURANCE						
201.23.7158.51705	398.32	407.00	300.50	441.00	0.00	0.00
WORKERS COMP						
201.23.7158.51721	10,275.97	14,628.00	10,616.79	15,588.00	0.00	0.00
PERS						
201.23.7158.51729	22,151.16	27,366.00	20,381.34	29,914.00	0.00	0.00
HEALTH INSURANCE						
201.23.7158.51730	1,002.17	1,293.00	926.91	1,369.00	0.00	0.00
DENTAL INSURANCE						
201.23.7158.51732	371.32	348.00	327.83	423.00	0.00	0.00
LTD						
201.23.7158.51733	11.43	41.00	27.35	32.00	0.00	0.00
LIFE INSURANCE						
Total	114,127.34	135,536.00	103,518.36	150,684.00	0.00	0.00
PERSONAL SERVICES						
201.23.7158.52000						
MATERIALS & SERVICES						
201.23.7158.52334	60,000.00	47,638.00	58,000.00	77,000.00	0.00	0.00
TCM & MAC MATCH						
201.23.7158.52398	6,595.92	6,000.00	4,587.00	8,000.00	0.00	0.00
ADMINISTRATIVE COST						
201.23.7158.52658	327.33	300.00	176.10	0.00	0.00	0.00
COPIER LEASE & MAINT						
201.23.7158.52910	127.67	100.00	78.02	100.00	0.00	0.00
SUPPLIES - OFFICE						

NORTH CENTRAL PUBLIC HEALTH DISTRICT

201 PUBLIC HEALTH FUND
 23 PUBLIC HEALTH
 7158 BABIES FIRST

<i>Account Number</i>	<i>2015 Actuals</i>	<i>2016 Adopted</i>	<i>2016 Year to Date</i>	<i>2017 Proposed</i>	<i>2017 Approved</i>	<i>2017 Adopted</i>
Total MATERIALS & SERVICES	67,050.92	54,038.00	62,841.12	85,100.00	0.00	0.00
Total BABIES FIRST	181,178.26	189,574.00	166,359.48	235,784.00	0.00	0.00

04/07/2016

8:08PM

NORTH CENTRAL PUBLIC HEALTH DISTRICT

201 PUBLIC HEALTH FUND
 23 PUBLIC HEALTH
 7159 OREGON MOTHERS CARE

<i>Account Number</i>	<i>2015 Actuals</i>	<i>2016 Adopted</i>	<i>2016 Year to Date</i>	<i>2017 Proposed</i>	<i>2017 Approved</i>	<i>2017 Adopted</i>
201.23.7159.51000 PERSONAL SERVICES						
201.23.7159.51180 COMMUNITY HEALTH WORKER	7,317.57	7,315.00	5,485.31	7,426.00	0.00	0.00
201.23.7159.51640 LONGEVITY	240.00	240.00	180.00	240.00	0.00	0.00
201.23.7159.51701 FICA	471.58	471.00	352.46	480.00	0.00	0.00
201.23.7159.51703 UNEMPLOYMENT INSURANCE	66.98	61.00	44.76	62.00	0.00	0.00
201.23.7159.51705 WORKERS COMP	33.81	32.00	22.36	32.00	0.00	0.00
201.23.7159.51721 PERS	1,117.04	1,536.00	1,057.10	1,430.00	0.00	0.00
201.23.7159.51729 HEALTH INSURANCE	3,043.12	3,120.00	2,336.14	3,244.00	0.00	0.00
201.23.7159.51730 DENTAL INSURANCE	116.92	116.00	87.31	120.00	0.00	0.00
201.23.7159.51732 LTD	38.06	38.00	28.44	39.00	0.00	0.00
201.23.7159.51733 LIFE INSURANCE	0.14	3.00	2.03	2.00	0.00	0.00
Total PERSONAL SERVICES	12,444.94	12,932.00	9,595.91	13,075.00	0.00	0.00
201.23.7159.52000 MATERIALS & SERVICES						
201.23.7159.52398 ADMINISTRATIVE COST	781.03	600.00	575.00	800.00	0.00	0.00
201.23.7159.52910 SUPPLIES - OFFICE	63.00	50.00	19.11	50.00	0.00	0.00
Total MATERIALS & SERVICES	844.03	650.00	594.11	850.00	0.00	0.00
Total OREGON MOTHERS CARE	13,288.97	13,582.00	10,190.02	13,925.00	0.00	0.00

201 PUBLIC HEALTH FUND
 23 PUBLIC HEALTH
 7500 PASS THROUGH

<i>Account Number</i>	<i>2015 Actuals</i>	<i>2016 Adopted</i>	<i>2016 Year to Date</i>	<i>2017 Proposed</i>	<i>2017 Approved</i>	<i>2017 Adopted</i>
201.23.7500.52000 MATERIALS & SERVICES						
201.23.7500.52336 DEQ PAYMENT	12,000.00	10,000.00	7,158.00	10,000.00	0.00	0.00
Total MATERIALS & SERVICES	12,000.00	10,000.00	7,158.00	10,000.00	0.00	0.00
Total PASS THROUGH	12,000.00	10,000.00	7,158.00	10,000.00	0.00	0.00

NORTH CENTRAL PUBLIC HEALTH DISTRICT

201 PUBLIC HEALTH FUND
 23 PUBLIC HEALTH
 7999 NON-DEPARTMENTAL

<i>Account Number</i>	<i>2015 Actuals</i>	<i>2016 Adopted</i>	<i>2016 Year to Date</i>	<i>2017 Proposed</i>	<i>2017 Approved</i>	<i>2017 Adopted</i>
201.23.7999.57000 CONTINGENCY						
201.23.7999.57201 CONTINGENCY	0.00	68,921.00	0.00	101,500.00	0.00	0.00
Total CONTINGENCY	0.00	68,921.00	0.00	101,500.00	0.00	0.00
201.23.7999.59000 UNAPPROPRIATED						
201.23.7999.59201 UNAPPROPRIATED	0.00	152,000.00	0.00	230,000.00	0.00	0.00
201.23.7999.59299 RESERVE FOR VEHICLE	0.00	0.00	0.00	20,000.00	0.00	0.00
Total UNAPPROPRIATED	0.00	152,000.00	0.00	250,000.00	0.00	0.00
Total NON-DEPARTMENTAL	0.00	220,921.00	0.00	351,500.00	0.00	0.00
Total PUBLIC HEALTH	1,982,606.72	2,165,988.00	1,380,864.73	2,433,117.00	0.00	0.00
Total PUBLIC HEALTH FUND	1,982,606.72	2,165,988.00	1,380,864.73	2,433,117.00	0.00	0.00
Grand Total	1,982,606.72	2,165,988.00	1,380,864.73	2,433,117.00	0.00	0.00

NCPHD Recap Report Third Qtr 2016		FY 2014 (rev incl \$210k transfer)								
	Budgeted	July-Sept		Oct - Dec		Jan - Mar		Apr - June		Total
Grand Total REV	2,263,573	412,156	21%	405,181	18%	710,907	31%	520,993	23%	
Grand Total EXP	2,263,573	448,752	22%	442,080	20%	483,337	21%	525,977	23%	
		-36,596		-36,899		227,570		-4,984		222,586

End bal

FY 2015											
	Budgeted	July-Sept		Oct - Dec		Jan - Mar		Apr - June		Total	
Grand Total REV	2,223,195	442,647	20%	616,043	28%	440,556	20%	603,540	27%	2,102,785	95%
Grand Total EXP	2,231,195	496,516	22%	465,598	21%	499,540	22%	520,953	23%	1,982,607	89%
		-53,869		150,445		-58,984		82,587		120,178	342,765 end bal

257,948 Bud Beg Bal.

FY 2016											
	Budgeted	July-Sept		Oct - Dec		Jan - Mar				Total	
Grand Total REV	2,189,594	367,812	17%	538,705	25%	614,880	28%			1,521,397	69%
Grand Total EXP	2,189,594	466,005	22%	489,320	22%	425,463	19%			1,380,788	63%
		-98,193		49,386		189,417				140,609	90,000 QIM 77,577 Co.



Fee Analysis

		FY 2014										
Clinic Fees & OHP	Budgeted	July-Sept		Oct - Dec		Jan - Mar		Apr - June		Total		
Immunizations	62,450	7,704	12%	10,131	16%	4,716	8%	11,178	18%	33,728	54%	
Family Planning	103,000	11,012	11%	16,016	16%	7,308	7%	35,709	35%	70,045	68%	
CD & STD	17,050	3,278	19%	1,880	11%	2,377	14%	11,178	66%	18,712	110%	
		21,994		28,027		14,401				122,485		
CCARE	175,000	38,288	22%	40,789	23%	32,119	18%	22,586	13%	92,993		

		FY 2015										
Clinic Fees & OHP	Budgeted	July-Sept		Oct - Dec		Jan - Mar		Apr - June		Total		
Immunizations	45,000	4,296	10%	6,762	15%	6,737	15%	4,972	11%	22,767	51%	
Family Planning	63,500	10,379	16%	32,624	51%	30,153	47%	30,182	48%	103,337	163%	
CD & STD	14,600	2,680	18%	3,902	27%	1,040	7%	1,711	12%	9,334	64%	
		17,355		43,288		37,930		36,865		135,438		
CCARE	170,000	20,770	12%	27,111	16%	23,957	14%	29,184	17%	101,023		

		FY 2016										
Clinic Fees & OHP	Budgeted	July-Sept		Oct - Dec		Jan - Mar				Total		
Immunizations	27,200	1,271	5%	3,281	12%	4,409	16%			8,962	33%	
Family Planning	87,500	10,461	12%	9,343	11%	3,802	4%			23,607	27%	
CD & STD	11,800	1,140	10%	0	0%	22	0%			1,162	10%	
		12,873		12,625		8,233				33,731		
CCARE	100,000	11,113	11%	12,824	13%	17,575	18%			41,513	42%	

**NCPHD
Accounts Payable Checks
Issued - March 2016**

Check Date	Check Number	Vendor Name	Amount
3/10/2016	244	IRS	\$8,193.34
3/10/2016	245	ASIFLEX	\$285.00
3/10/2016	246	P E R S	\$7,190.89
3/10/2016	247	OREGON STATE, DEPT OF REVENUE	\$1,947.71
3/25/2016	248	IRS	\$9,237.20
Reserved in Que	249		
3/25/2016	250	OREGON STATE, DEPT OF REVENUE	\$2,176.29
3/25/2016	251	ASIFLEX	\$260.00
3/1/2016	11228	OREGON STATE, DEPT HUMAN SERVICES-OFS	\$2,914.70
3/1/2016	11229	CIS TRUST	\$23,495.06
3/1/2016	11230	CYTOCHECK LABORATORY LLC	\$20.00
3/1/2016	11231	OPTIMIST PRINTERS	\$110.00
3/1/2016	11232	OREGON STATE, DEPT HUMAN SERVICES-OFS	\$119.50
3/1/2016	11233	OREGON STATE, DEPT OF HUMAN SERVICES	\$10,000.00
3/10/2016	11234	AHLERS & ASSOCIATES	\$800.00
3/10/2016	11235	MID-COLUMBIA MEDICAL CENTER	\$337.50
3/10/2016	11236	OFFICE MAX INCORPORATED	\$684.14
3/10/2016	11237	OR STATE PUBLIC, HEALTH LABORATORY	\$376.30
3/10/2016	11238	PACIFIC SOURCE, COMMUNITY SOLUTIONS	\$215.87
3/10/2016	11239	PRINT IT! INC.	\$100.50
3/10/2016	11240	RICOH USA INC.	\$150.92
3/10/2016	11241	SAIF CORPORATION	\$743.00
3/10/2016	11242	SATCOM GLOBAL INC.	\$57.61
3/10/2016	11243	SMITH MEDICAL PARTNERS LLC	\$1,390.50
3/10/2016	11244	SPARKLE CAR WASH, LLC	\$64.00
3/10/2016	11245	US BANK	\$358.99
3/10/2016	11246	WASCO COUNTY	\$348.78
3/16/2016	11247	CA STATE DISPURSEMENT UNIT	\$231.50
3/16/2016	11248	NATIONWIDE RETIREMENT SOLUTION	\$900.00
3/16/2016	11249	BEERY ELSNER & HAMMOND LLP	\$382.50
3/16/2016	11250	DEVIN OIL CO INC.	\$115.22
3/16/2016	11251	OPTIMIST PRINTERS	\$183.98
3/16/2016	11252	OR STATE PUBLIC, HEALTH LABORATORY	\$377.85
3/16/2016	11253	OREGON STATE, DEPT HUMAN SERVICES-OFS	\$200.00
3/16/2016	11254	OREGON STATE, DEPT OF ENVIRONMENTAL QUA	\$700.00
3/16/2016	11255	RAGE GRAPHIX & DESIGN INC.	\$388.01
3/16/2016	11256	SAWYER'S TRUE VALUE, & JUST ASK RENTAL LLC	\$979.37
3/16/2016	11257	U.S. CELLULAR	\$237.81
3/21/2016	11258	WASCO COUNTY	\$53.52

Payroll A/P (EFT)

Payroll A/P Checks

3/21/2016	11259	PALMER, JANE	\$30.00
3/24/2016	11260	CAMPBELL, SHELLIE	\$499.20
3/24/2016	11261	COX, MARIA DEL PILAR	\$25.00
3/24/2016	11262	OFFICE MAX INCORPORATED	\$372.78
3/24/2016	11263	SMITH MEDICAL PARTNERS LLC	\$3,430.18
3/24/2016	11264	UPS	\$100.00
3/24/2016	11265	WASCO COUNTY	\$193.21
3/28/2016	11266	CA STATE DISPURSEMENT UNIT	\$231.50
3/28/2016	11267	NATIONWIDE RETIREMENT SOLUTION	\$900.00
		TOTAL:	\$82,109.43

Payroll A/P Checks

NCPHD Board of Health authorizes check numbers 11228 - 11267 and payroll EFT numbers 244 - 248, & 250 - 251 totalling \$82,109.43.

Signed: _____ Date: _____
 Commissioner Michael Smith, Chair



Columbia Gorge Health Council
511 Washington Street, Suite 101
The Dalles, OR 97058
info@gorgehealthcouncil.org

Board of Directors
Karen Joplin, Chair
Molly Rogers, Vice Chair
Sharon DeHart, PA-C
David Edwards, FACHE
Duane Francis
Lindsey Hopper, JD, MPH
Kim Humann, MD
Ellen Larsen, RN
Judy Richardson, MD
Trey Rigert, MD
Mark Thomas, M.Div., B.C.C.
Leticia Valle

March 8, 2016

Ms. Teri Thalhofer, RN, BSN, Director
North Central Public Health District
419 E 7th #100
The Dalles, OR 97058

Dear Ms. Thalhofer,

In 2013 and 2014, the CCO for the Columbia Gorge region - PacificSource Community Solutions - achieved 100% payout for Quality Incentive Metric (QIM) performance. Half of the total payout (referred to herein as the "QIM Funds") was allocated to the Columbia Gorge Health Council to be used in the community to help achieve the "triple aim" of healthcare and benefit the CCO member population.

The Columbia Gorge Health Council recognizes the critical role played by local providers in the CCO's QIM performance and serving CCO members. As a result, the Board has decided to distribute the QIM Funds to local primary care and mental health organizations such as yours. The amount apportioned to your organization is \$ 90,000.00.

We hope you will use this money to continue evolve, innovate and improve patient care and patient health. Among other things, that could include investment in healthcare transformation focus areas such as:

- Immunizations
- In-home community health work and case management
- Communicable disease prevention and incident management
- Services for uninsured including services for CAWEM+ women
- Targeted services for Focused Populations
- Clinical Measure and Quality Improvement Processes

We are not specifying exactly how the distributed funds are to be used. However, we are anxious to learn about the impact of the QIM Funds and request a brief report (2-3 pages) no later than January 2017 describing how you utilized the money. A form will be provided to assist you.

Please note that the methodology the Columbia Gorge Health Council used for its portion of the QIM Funds for 2013 and 2014 is likely to change for future quality incentive distribution.

It is important remember that the QIM Funds consist of public funds dedicated to providing healthcare for Oregon Health Plan members for residents of Hood River and Wasco Counties. By signing this letter, you are accepting the distribution as described and agree to use it to benefit your Hood River and Wasco County patients. Alternatively, you can choose to decline the money and the Columbia Gorge Health Council will direct the funds for other community investments.

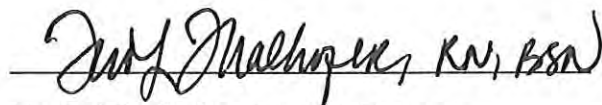
Feel free to reach out to Coco Yackley or Suzanne Cross on any questions you may have. And, thank you for your ongoing commitment to providing great care for our community.

Sincerely,



Karen Joplin, Chair
Columbia Gorge Health Council

The undersigned, for and on behalf of North Central Public Health District, accepts and agrees to the foregoing effective as of March 18, 2016, 2016.



Ms. Teri Thalhofer , RN, BSN, Director



Agreement #148025

**THIRD AMENDMENT TO OREGON HEALTH AUTHORITY
2015-2017 INTERGOVERNMENTAL AGREEMENT FOR THE
FINANCING OF PUBLIC HEALTH SERVICES**

In compliance with the Americans with Disabilities Act, this document is available in alternate formats such as Braille, large print, audio recordings, Web-based communications and other electronic formats. To request an alternate format, please send an e-mail to dhs-oha.publicationrequest@state.or.us or call 503-378-3486 (voice) or 503-378-3523 (TTY) to arrange for the alternative format.

This Third Amendment to Oregon Health Authority 2015-2017 Intergovernmental Agreement for the Financing of Public Health Services, effective July 1, 2015 (as amended the "Agreement"), is between the State of Oregon acting by and through its Oregon Health Authority ("OHA") and Gilliam, Wasco, and Sherman Counties, acting by and through the North Central Public Health District ("LPHA"), the entity designated, pursuant to ORS 431.375(2), as the Local Public Health Authority for Gilliam, Wasco, and Sherman Counties.

RECITALS

WHEREAS, OHA and LPHA wish to modify the Financial Assistance Award set forth in Exhibit C of the Agreement.

WHEREAS, OHA and LPHA wish to modify the information required by CFR Subtitle B with guidance at 2 CFR Part 200.

NOW, THEREFORE, in consideration of the premises, covenants and agreements contained herein and other good and valuable consideration, the receipt and sufficiency of which is hereby acknowledged, the parties hereto agree as follows

AGREEMENT

1. Section 1 of Exhibit C entitled "Financial Assistance Award" of the Agreement is hereby superseded and replaced in its entirety by Exhibit 1 attached hereto and incorporated herein by this reference. Exhibit 1 must be read in conjunction with Section 4 of Exhibit C, entitled "Explanation of Financial Assistance Award" of the Agreement.
2. Exhibit J "Information required by CFR Subtitle B with guidance at 2 CFR Part 200" is amended to supersede and replace selected federal award information datasheets as set forth in Exhibit 2 "Information required by CFR Subtitle B with guidance at 2 CFR Part 200" attached hereto and incorporated herein by this reference.

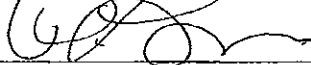
3. LPHA represents and warrants to OHA that the representations and warranties of LPHA set forth in Section 2 of Exhibit E of the Agreement are true and correct on the date hereof with the same effect as if made on the date hereof.
4. Capitalized words and phrases used but not defined herein shall have the meanings ascribed thereto in the Agreement.
5. Except as amended hereby, all terms and conditions of the Agreement remain in full force and effect.
6. This Amendment may be executed in any number of counterparts, all of which when taken together shall constitute one agreement binding on all parties, notwithstanding that all parties are not signatories to the same counterpart. Each copy of this Amendment so executed shall constitute an original.
7. This Amendment becomes effective on the date of the last signature below.

THE REMAINDER OF THIS PAGE IS INTENTIONALLY LEFT BLANK

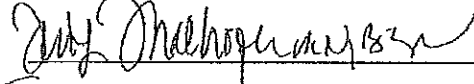
IN WITNESS WHEREOF, the parties hereto have executed this Amendment as of the dates set forth below their respective signatures.

8. Signatures.

STATE OF OREGON ACTING BY AND THROUGH ITS OREGON HEALTH AUTHORITY (OHA)


By: 
Name: Priscilla M. Lewis
Title: Deputy Public Health Director
Date: 2.22.2016

GILLIAM, WASCO, AND SHERMAN COUNTIES ACTING BY AND THROUGH THE NORTH CENTRAL PUBLIC HEALTH DISTRICT (LPHA)


By: 
Name: Teri L. Thalhofer, RN, BSN
Title: Director
Date: 2/8/2016

DEPARTMENT OF JUSTICE – APPROVED FOR LEGAL SUFFICIENCY
Amendment form group-approved by D. Kevin Carlson, Senior Assistant Attorney General, by email on October 2, 2015. A copy of the emailed approval is on file at OCP.

OHA PUBLIC HEALTH ADMINISTRATION

Reviewed by: 
Name: Karen Slothower (or designee)
Title: Program Support Manager
Date: 2-22-16

OFFICE OF CONTRACTS & PROCUREMENT

By: 
Name: Phillip G. McCoy, OPBC, OCAC
Title: Contract Specialist
Date: 03/03/16

**Exhibit 1 to Amendment 3 to Agreement #148025
FINANCIAL ASSISTANCE AWARD**

State of Oregon Oregon Health Authority Public Health Division		Page 1 of 2
1) Grantee Name: North Central Public Health District Street: 419 E. 7th Street, Room 100 City: The Dalles State: OR Zip Code: 97058-2676	2) Issue Date January 19, 2015	This Action Amendment FY2016
		3) Award Period From July 1, 2015 Through June 30, 2016
4) OHA Public Health Funds Approved		
Program	Previous Award	Increase/ (Decrease)
PE 01 State Support for Public Health	33,555	0
PE 03 TB Case Management	809	0
PE 09 PHEP -- EBOLA	13,360	0
PE 12 Public Health Emergency Preparedness	141,349	0
PE 13 Tobacco Prevention & Education	93,666	0
PE 40 Women, Infants and Children FAMILY HEALTH SERVICES	158,361	0
PE 41 Reproductive Health Program FAMILY HEALTH SERVICES	44,281	0
PE 42 MCH/Child & Adolescent Health -- General Fund FAMILY HEALTH SERVICES	8,786	0
PE 42 MCH-TitleV -- Child & Adolescent Health FAMILY HEALTH SERVICES	9,672	2,569
PE 42 MCH-TitleV -- Flexible Funds FAMILY HEALTH SERVICES	22,565	5,995
PE 42 MCH/Perinatal Health -- General Fund FAMILY HEALTH SERVICES	4,682	0
PE 42 Babies First FAMILY HEALTH SERVICES	14,951	0
5) FOOTNOTES:		
a) Funds will not be shifted between categories or fund types. The same program may be funded by more than one fund type, however, federal funds may not be used as match for other federal funds (such as Medicaid). b) July -September grant is \$40,996 ; and includes \$8,199 of minimum Nutrition Education; and \$1,918 for Breastfeeding Promotion. c) October-June grant is \$117,366 ; and includes \$23,473 of minimum Nutrition Education amount and \$5,754 for Breastfeeding Promotion. d) \$4,465 reflects the phase-out of the Title V supplement for Reproductive Health. Title V funding in support of Reproductive Health is for the period July 1, 2015 through December 31, 2015. e) \$39,826 represents Title X funding which may change due to availability of funds and funding calculation based on clients served in FY2014. f) Includes populations of Gilliam, Sherman and Wasco counties. Certified population estimates, December 15, 2014.		
6) Capital Outlay Requested in This Action:		
Prior approval is required for Capital Outlay. Capital Outlay is defined as an expenditure for equipment with a purchase price in excess of \$5,000 and a life expectancy greater than one year.		
PROGRAM	ITEM DESCRIPTION	COST
		PROG. APPROV

State of Oregon
Oregon Health Authority
Public Health Division

1) Grantee Name: North Central Public Health District Street: 419 E. 7th Street, Room 100 City: The Dalles State: OR Zip Code: 97058-2676	2) Issue Date January 19, 2015	This Action Amendment FY2016
		3) Award Period From July 1, 2015 Through June 30, 2016

4) OHA Public Health Funds Approved			
Program	Previous Award	Increase/ (Decrease)	Grant Award
PE 42 Oregon MothersCare FAMILY HEALTH SERVICES	7,124	0	7,124
PE 43 Immunization Special Payments	17,744	0	17,744
PE 50 Safe Drinking Water Program	42,183	0	42,183
TOTAL	613,088	8,564	621,652

5) FOOTNOTES:
 g) \$1,874 increase is at the funding rate of \$2 per participant. This is done according to the certified caseload effective July 1st, 2015.

6) Capital Outlay Requested in This Action:
 Prior approval is required for Capital Outlay. Capital Outlay is defined as an expenditure for equipment with a purchase price in excess of \$5,000 and a life expectancy greater than one year.

PROGRAM	ITEM DESCRIPTION	COST	PRG. APPROV

**Exhibit 2 to Amendment 3 to Agreement #148025
Information required by CFR Subtitle B with guidance at 2 CFR Part 200**

PE 42 MCH Oregon Mother's Care Title V FY16 (July 15 - June 16)								
Federal Award Identification Number(FAIN):		1 B04MC29358				1 B04MC29358		
Federal Award Date:		10/22/2015				10/22/2015		
Performance Period:		10/01/2015-09/30/2017				10/01/2015-09/30/2017		
Federal Awarding Agency:		DHS/HRSA				DHS/HRSA		
CFDA Number:		93.994				93.994		
CFDA Name:		MCH Block Grant				MCH Block Grant		
Total Federal Award:		\$1,227,448				\$1,227,448		
Project Description:		Maternal and Child Health Services				Maternal and Child Health Services		
Awarding Official:		Shonda Gosnell, sgosnell@hrsa.gov				Shonda Gosnell, sgosnell@hrsa.gov		
Indirect Cost Rate:		10%				10%		
Research And Development(Y/N):		N				N		
Agency/ Contractors Name	DUNS	Original Award MCH/ Title V Flexible Funds	Jan 2016 Award Increase	Revision 1/2016 MCH/ Title V Flexible Funds	MCH/ Title V Child- Adolescent Health	Jan 2016 Award Increase	Revision 1/2016 MCH/ Title V Flexible Funds	Total Federal Funds
North Central PH District	032840580	\$22,565	\$5,995	\$28,560	\$9,672	\$2,589	\$12,241	\$40,801